


Scraps of Wisdom

APRIL 2013

WATERLOO COUNTY QUILTERS GUILD NEWSLETTER

VOLUME 29 ISSUE 7



IN THE NEWS...

Quilting Bee

Joseph Schneider Haus

Thanks to everyone who signed up to quilt at Joseph Schneider Haus on Wednesday, May 22nd, Thursday, May 23rd and Friday, May 24th.

If you are still interested in being part of this fun activity but didn't get a chance to sign up, please contact me.

The time is from 9:30am - 4:30pm.

We especially have need of more people on Friday, May 24th.

We will be quilting a quilt top made by the The Caring Connections, a group organised by Judy Siegner that meets at Creative Sisters Quilt Studio to make quilts for local charities.

Some of the quilts made by this group have been donated to the Hospice of Waterloo Region and the Mennonite Coalition for Refugee Support

If this quilt gets finished and there is still time for another one, Renske Helmuth has offered a crib quilt as well.

Looking forward to some pleasant hours of conversation around a quilt at Joseph Schneider Haus.

Judy Pearce

Zehrs Tapes

Don't forget to donate your Zehrs tapes.

Presidents Message



Hello all,
Please allow me to quote two of the reasons for our existence as a guild as stated on page 14 of our guild handbook.

The first aim and objective is listed as "To promote an appreciation for quilting as a traditional craft and a contemporary art form" and our fourth one is "To preserve and perpetuate the tradition of quilt making in Waterloo Region and to encourage an appreciation of this heritage"

When Dwayne Wanner spoke to us at our March meeting, I was most encouraged by his endorsement of our guild and his appreciation and recognition of how we have impacted our region. I found his encouragement timely. As I look forward to the short time between now and the crazy busy week of the Quilt and Fibre Art Festival at the end of May, I feel overwhelmed with so many quilt related things I need to accomplish before then. I'm certain many of you must feel the same.

With this in mind, I'd like to cheer each of you on as you work towards the upcoming events which will impact our community with our love of quilting.

Some of you are part of the organizing team for The Grand National Quilt Show. There has been much going on behind the scenes in preparation for this wonderful exhibit. Many of you have volunteered to white glove at this event.

Some of our membership are busy members of the Relief Sale quilt committee, hard at work processing the donated quilts and preparing for the big day. Others of you have created beautiful pieces for this auction.

Some of you are enthusiastically finishing pieces for the many quilt exhibits around the region and we have a member who will be featured as a guest artist. We have members who will be hosting one of the quilting events listed in the Quilt and Fibre Art Festival brochure. Many of you will enjoy participating in the quilting bee at Joseph Schneider Haus.

Only a few weeks later is our June meeting, the deadline for entering quilts in our own September show. I'm sure many of you are working hard to complete these beautiful quilts. Don't forget your "things with wings" challenge pieces which are also due at our June meeting.

In September we will wow each guest who takes in our quilt show with all the beautiful pieces we have been creating. Much needs to happen between now and then. With each of us doing our part, I know it will be a magnificent show.

So whatever role you play in upcoming quilting events, I trust your part will contribute to a greater appreciation of the quilting arts in our community. Let's work together to show them what a fantastic art form and hobby quilting is.

Now, away from my computer and back to my sewing machine!!!!

Judy

Program Information

April 17th Meeting

"The Source of my Inspiration" by Helen Fujiki

Four trips to Japan, most including a major quilt show, have given Helen enough inspiration to last a lifetime! We'll hear about the original quilt masters, workshops she has taken there, artisans she has met, and Japanese design. Come and see her stunning manhole cover quilts!

Themed show-and-tell: Animal/bird/insect quilts. If you have any quilts with this theme, whether old or new, made by you or given to you, please bring them to share with us during show-and-tell time.

Vendor: Caroline Berch

She will be selling fat quarters individually (\$1.75 ea) and in bundles, as well as kits, and a few larger cuts. Cash or cheque only.

Mannheim Quilting Circle

April 10th, 9am - 4pm

Please join us for a day of sewing and friendship. Finish up your show projects and don't forget items for the boutique and the small quilt raffle. New members always welcome. Bring your lunch/snacks/beverage. Directions to Mannheim are in your handbook or on the web under Community Outreach.

Bernice Gammy and Fabia Joyce

Frogs Countdown

Where has the time gone? Only 2 more months (April and May) left to show your completed project.

SMILE BEE DAY

Saturday April 27, 2013 – 9:30 to 3:30

Your Smile Committee is organizing our annual spring Bee Day at the Community Centre in Mannheim Park and everyone is welcome.


This is an opportunity for our members to get together and work on their Smile Quilts for the Pediatric patients of the Grand River Hospital. Our priority continues to be children with long term or life threatening medical challenges.

Batting, both polyester and Hobbs 80/20, will be available and also some flannel backings. We will cut them to the sizes you require. Don't forget to bring all your supplies and equipment necessary to complete your smile quilt top. Remember to bring a bag lunch. Tea and coffee will be provided.

We will have sign-up sheets at the Smile Committee table at our March and April meetings, along with an idea instruction sheet, by Judy, to give you inspiration. This does not obligate you, but it does give us an idea of who is interested. Even if you have not signed up and find that you are free, just come.

Every one is welcome! Your Smile Quilt Committee - **Joan, Peggy, Helene, Judy**

Library News



Come up to the library and check out these new quilting books:

3 Times the Charm! by Barbara Groves & Mary Jacobson

15 Minutes of Play: Improvisational Quilts by Victoria Findlay Wolfe

Back to Charm School: More Quilts from Country Threads by Mary Tetherington & Connie Tesene

A Batch of Quilt Soup: Fun Patchwork and Easy Applique Patterns by Barbara J. Jones

Best of Fons and Porter Star Quilts by Marianne Fons & Liz Porter

Best Wall Quilts: Easy Patterns for Year-Round Decorating by McCall's Quilting

Carol Doak's Creative Combinations: Stunning Blocks and Borders From a Single Unit by Carol Doak

City Blocks by Nancy Rink

Creative Mixed Media by Sherrill Kahn

Elegant Quilts, Country Charm: Appliqué Designs in Cotton and Wool by Leonie Bateman & Deirdre Bond-Abel

Eye-Catching Quilts by Quiltmaker Magazine

Five-Minute Quilt Blocks: One Seam Flying Geese Block Projects by Suzanne McNeill

Home Sweet Quilt by Jill Finley

Layer'em Up Vol 1: X's and More by Sharyn Craig

Layer'em Up Vol 2: Basically Boxes by Sharyn Craig

Layer'em Up Vol 3: Pinwheels and Points by Sharyn Craig

Log Cabin Quilts: The Basics and Beyond by Janet Houts & Jean Ann Wright

Mickey Lawler's Skyquilts by Mickey Lawler

Modern Basics II by Amy Ellis

Modern Quilts from the Blogging Universe

Patchwork Comforters, Throws and Quilts

Patchwork-Play Quilts: Make the Most of Scraps, Spare Parts and Leftovers by Lynn Roddy Brown

Save the Selvages by Sandy Thompson

Scraps and Shirrtails II: Continuing The Art Of Quilting Green by Bonnie K. Hunter

Serendipity Quilts: Cutting Loose Fabric Collage by Susan Carlson

Simply Fat Quarters: Quilts with Comfort and Style by Kimberly Jolly, Sarah Price, Jocelyn Ueng & Debbie Taylor

Two Patch Scrap Quilts by Pat Yamin

2013 Quilt Show

It's already April and we are moving closer to September 28 & 29, dates of the Quilt Show. Setup will occur on September 26.

The Raffle Quilt Charity has been chosen and I am happy to announce that Parents for Community Living will be the recipient of our ticket sale efforts. This group helps parents of children with special needs who need help periodically to obtain a much needed respite so they can continue to care for their family member with love, not frustration and regret.

The Raffle Tickets are now available at the guild meetings for you to sell to family, friends and anyone else you can think of. I hope that you will be generous so we can give this charity a good helping hand. The letter written by one of our members and read by Thelma Ignor at the March meetings was quite moving. Let's show them our compassion in our giving.

Soon Elizabeth King and her committee will be selling tickets at the St. Jacobs Market on Saturdays during the warmer months, so when you are asked to volunteer for a few hours, please contribute. It's fun to be at the market, talking to people and watching the market magic unfold. The Raffle Quilt is so beautiful, and I'm sure it will initiate some great conversations.

I hope you are planning and busy making entries for the Show. You can enter small or large hanging items, clothing or other wearables such as purses etc. Items for the Boutique can be given to Doreen Bone, Small Quilt items can be passed to Bonnie Murdoch, and Silent Auction items can be given to Vikki MacDonald at the guild meetings.

Please remember that all entries for the Show are due on June 19, the date of our AGM. You can download the entry form from the website or even enter online. There will be entry forms available at all meetings from now until June 19 if you need them.

All photographs of the entries that will be hung or displayed will take place in July. We will have an appointment system set up for you to get the photos done as efficiently as possible, at Creative Sisters. Please be sure to have your completed entry available for photography in July. If you intend to be away during July, please have a "buddy" get the pictures taken for you. Please contact Marg Cassel if you need help with this.

The Sleeve Directions for all hanging items are available for download on our website. Just click on the Show link and you will find another link to the Sleeve Directions on that page. If you receive your newsletter by mail, there should be an insert of the Sleeve Directions for you. There will also be instructions available when you hand in your completed entry forms.

Happy quilting.

Marg Cassel & Colleen Robertson

Fun New Opportunity




We have been contacted by the Coordinator of the Children's and Teen Services at the Kitchener Public Library (KPL). We are being asked to create quilt squares for the wall of the newly renovated children's department. I have copied the initial request below. The executive discussed this at our March meeting and we have agreed this would, indeed, be a project we would like to be part of. Let me (Judy Pearce) know if you would like to help with this project.

"As you may know, the Main Library in Kitchener is currently under construction. As part of our expansion and renovation project, we will be adding many new features to the library. In the Children's Area we are adding what we call a Feature Wall. It is an interactive, early learning space which will welcome families to the department. We are working with a great company from California on this feature.

Our goal is to make it fun and memorable, it will be very modern, but we also want it to represent our community. When working on the plans for what would be included, the idea of creating a measurement device was discussed. This will mean that every time children visit the library they can measure their height, and hopefully find themselves growing with the library.

The company suggested that we use real items as measurement indicators. So, we set about trying to decide what items would be both visually interesting and representative of our community. We came up with three things: buttons, maple leaves, and quilt squares. A child could, for example, be 40 buttons or 12 leaves or 4 quilt squares tall. "



Small Quilt Draw for the Quilt Show

This should not be confused with the large quilt draw for the beautiful gray /red sophisticated one designed by Marilyn F. and Marsha C. This appeal is for small quilts no bigger than 60 inches for the whole perimeter, preferably with a hanging device. We hang 20--25 per day if enough are donated and people at the show buy a ticket which they drop into a bag that is number to match the number on the quilt. At the end of the day a ticket is drawn from each of the bags to be the winners.

Proceeds help meet the cost of the show.


So you can try out an interesting block, or use a left over one from one already made. Baby or young children motif are often favourites. Cats quilts were popular last year. Bring them in as you finish them but of course your big quilts for displaying at the show are your first priority.

Bonnie Murdoch


Taking the Mystery Out of the Four-Patch




Quick and Easy Four-Patches



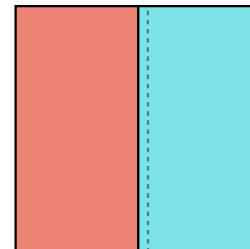
1) To make four-patches quickly, you will be starting with two squares of the same size. To allow for quarter-inch seam allowances, cut your squares half an inch larger than you wish to have your finished four-patch blocks.




2) Place the two fabric squares right sides together and sew with a quarter-inch seam allowance on opposite sides.



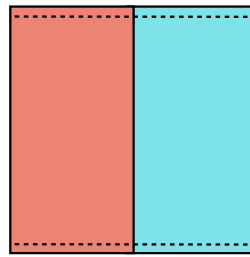
3) Cut this unit in half parallel to your sewing lines.



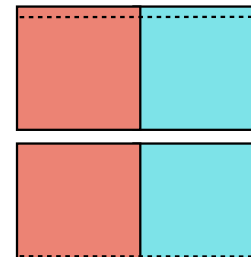
4) Press toward the darker fabric.





5) Place the two units right sides together with opposite fabrics together.



6) Once again, sew with a quarter-inch seam allowance on opposite sides.



7) Once again, cut this unit in half parallel to your sewing lines.



8) Open and press the two four-patches blocks.

This is a particularly good method to use if you are making a scrappy quilt. All you need are multiple squares of the same size.

Showing off Our Accomplishments

Jelly Roll 1600 workshop on Feb 2, 2013



Last Report on “Inches across Canada”

Well done WC Quilters! According to my records we sewed 21,296 inches in February.

So the following is the summary of the inches which we sewed and that is only the finished pieces.

Sept 9,610	Oct 13,333	Nov 13,887	Jan 21,946	Feb 21,296
------------	------------	------------	------------	------------

Total 80,072 inches for 5 months.

Don't get discouraged if you convert this to kilometers - this was just a fun challenge sent out to us by the CQA. They are looking for more fun ways to connect all Quilts. Do you have any ideas?

Bonnie Murdoch

Miscellaneous



At our March guild meeting, a clipboard was sent around asking members to sign up to white glove at the Grand National Quilt Show. Unfortunately, for those of you who were at the afternoon meeting, the dates on the sign up were incorrect.

The dates should have been at the end of May, not April. If you are able to help with this, there are still spaces available on May 23rd from 12:00 - 2:00, on May 24th from 2:00 - 4:00 and all day on May 25th. Please call Frieda Adams if you are able to help with this.

At the end of our February meeting, there were 3 books left behind. The titles are "The Decorated Porch", "More Quick Rotary Cutter Quilts" and "Piecing With Scraps". If you purchased these books at the chair sale or if you were trying to sell them at the chair sale and would like to have them back, they can be picked up at the next guild meeting. If we don't hear back from anyone, they will be donated to our library.


There have been 2 bins of fabric donated to the guild. There is not much quilting fabric but if you are looking for upholstery/drapery fabric (for tote bags etc), there are lots of nice large pieces of this. The bins will be on the table with the scrap bins at our April meeting. Please help yourselves.

Someone has volunteered to requilt the vintage quilt after we mentioned this at our guild meeting. There are still some opportunities to make some memorial quilts out of clothing. If this project appeals to you, I have the contact information for one of them and Marg Notar can be contacted for details about the other one.

Judy Pearce



Bali Fiber Tours
The tour-of-a-lifetime for fiber lovers
Join the former owner/designer of The Batik Butik, Barb Alexander, on an intimate textile experience in tropical Bali
Tours in October 2013
More information at www.balifibertours.com



Flare Fabrics
BATIKS AND BOLD COTTONS

Canadian.online.batiks+bolds

Free shipping in Canada!

www.flarefabrics.ca
info@flarefabrics.ca
1-888-973-5273

Starting at \$10.97/metre

Fabrics & Quilts

Country Patchworks

Woodstock, Ontario

Ph. (519) 537-8753
515533 11th Line
R.R.#3 Woodstock, ON
N4S 7V7

www.countrypatchworks.ca

...Worth the Drive to the country!

*Fabric, Quilting Supplies,
Ready & Custom Made Quilts*

3991 Perth Rd. 107, Box 223, Shakespeare, ON N0B 2P0

THE
QUILT
PLACE

HEATHER STOCK
519-625-8435

e-mail:
heather@thequiltplace.ca

De Olde Fabric Shoppe



Over 2000 bolts of exquisite designer quilting
fabrics to browse.

Large variety of kits, books, patterns and notions.

Register online for our Friday Freebie Offers

327 Erie St., Stratford, ON, N5A 2N1 519-273-5773

www.yeoldefabricshoppe.com yeoldefabricshoppe@rogers.com

Trudy's Quilting Service

Trudy Dey

Edge to Edge & Custom
Long Arm Machine Quilting
Waterloo, ON.

519-888-6278

Email: trudy.dey@happydeys.ca



REICHARD'S
THE QUILTER'S STORE

4 Hachborn St,
St Jacobs.

519 664 3307

Mon-Sat. 9.30-5pm

Open Sunday 12-5 starting April

Show your guild card for a 10% discount

Batiks
Coordinates
Custom Machine Quilting
Wide Backings
Orientals

Full Moon Frenzy

Join us when the moon is full for one day only specials.

Extended hours on weekday Frenzies.

Visit our website or call the store for details of the next Frenzy!



Monday to Friday, 10-5; Saturday 9-4

519/584 2130

www.creativesisters.ca
creativesisters@bellnet.ca

321 Lancaster Street West, Kitchener, Ontario N2H 4V4

**Happy
Quilting...until we
sew again!**