

Scraps of Wisdom

Co-Presidents' Message : Celebrating Second Chances

Life is full of opportunities for second chances. When we take the risk, the outcome is often more rewarding than we could have imagined. Even though relationships with others require a second party or more to agree to another chance, it is worth the risk when the connection is even better than before.

Whether or when we tackle those UFOs (we know we all have some) is up to us alone. Many of us would possess a greater abundance of these if we didn't have incentives like our OWLS program (we have a draw for completion of these projects at our June meeting) encouraging us to give them another chance.

We also can participate in the library challenge introduced this year. We can register projects from any of the books chosen from the extensive, diverse selection offered free of charge with our membership. Perhaps we will remember a possibility from a book we had previously enjoyed and fortunately we have a second (or third) chance to obtain it again. We are grateful for the support, encouragement, and inspiration we share between all of us and for the many times we experience the rewards of second chances throughout our lives.

- Eileen Fennell & Kathy Langill



"30 Reds on 30 Whites" by Ilene Atkins

The Waterloo County Quilters' Guild provides an opportunity for quilters to learn in a supportive, sharing, social environment. We encourage you to get the most out of your membership by becoming more deeply involved in the guild.

Inside this issue

February Guild Focus.....	2
Mannheim.....	2
Vikki's Using Up Scraps #2.....	3
Strategies.....	4
Our thanks.....	4
Mini Retreat.....	5
Chair Sale.....	5
ACQ/ACC Collecting Inches.....	5
Workshops with Carol Seeley ...	6 & 7
PAL Quilts.....	8
Library Updates.....	9
Hand Quilters Needed.....	10
Elaine Quehl Presentation	11
CQA Volunteers Needed.....	12 & 13
New Books in the Library.....	13
Focus on Quilting.....	14

HELP WANTED!

- We are still looking for a someone or two to do **program co-ordinating**. We will help and, as a team, we can get the guests YOU want. Or we will all be sitting there looking at each other with no guest speakers at all. Looking forward to talking with you.
- We are also looking for two fun loving ladies to work with us as **vice presidents**. As you have seen, it doesn't take a lot of talent or experience. If we can do it, so can YOU! Grab your friend and give us a call.
- We need someone to **organize our June social for after our Annual General Meeting**. This will involve setting up tables with tablecloths and decorations and clean up after the meeting. All members are encouraged to bring a small portion of your favorite finger food: either savory or sweet.
- **Bus tour organizer** for CQA in Mississauga, June 15 -18, 2016

If you can help out in any of these areas, please contact
Eileen Fennell or Kathy Langill



Meeting Cancellations due to severe weather—listen to KOOLFM 105.3—if the universities are closed our meetings will be cancelled. We will post on our facebook page as well.

February Guild Focus

Join us in February for three mini-workshops, lecture-style. Member Betteanne Nichols will give a short talk on machine embroidery – where to begin and how to achieve success, and Marg Notar will share an interesting thread work technique that can be incorporated into pictorial quilts or used in traditional quilts as embellishment. We will turn the latter half of our program over to Vernon Knorr from Creekbank Sewing Machine Shop near Conn, who will do a presentation on machine care, maintenance, and troubleshooting. There will also be time for a question and answer period with Vernon, who is a certified service technician. Creekbank Sewing will be our vendor this month as well.

- Elizabeth McDowell Heagy & Elizabeth King

CREEKBANK Sewing Machine SHOP made to create **BERNINA**[®]

Your One Stop Sewing Shop

- Sewing Workshops
- Embroidery designs & Supplies
- 100% Cotton Quilt Fabrics and sew much more

Service to all makes
Vernon & Minerva Knorr
519-323-2693

Mannheim Quilting/Sewing Circle

February 10th, 9am-4pm.

February is Stone Soup month! Bring a cup of veggies or protein to add to our soup. It will simmer all morning and be ready for lunch! Fresh bread/rolls will also be served. During lunch Tamara and Megan will share the story behind the soup.



New faces are always welcome. Bring a project of your choice to work on; tea and coffee will be available. Directions can be found in your guild handbook or on the WCQG website. Your voluntary donation of \$4 helps cover the cost of the facility. Please note: In the event of inclement weather, the Mannheim Quilting/Sewing Circle will be cancelled if the schools are closed in the morning. Please contact Megan Stauch or Tamara Gilhuly with any questions!

SEW EASY
D.I.Y. Quilting and Sewing

Grier Rennie
31 Greenbough Court
Kitchener, ON N2N 1L8

226.647.3107
seweasystudio@gmail.com
"Helping you to do it yourself"

FABRIC . HOME DECOR . PRESERVES . QUILTS .

www.quiltedheirlooms.ca

The Market Mercantile
QUILTED HEIRLOOMS

Get creative with our good selection of fabric & sewing supplies

NEW HOURS
Tues & Fri 10-4
Thurs & Sat 8-4
(Tues & Fri starting in April)

At the Market Complex in the Log Cabin 519-884-2938

If you know of a guild member who has become ill, please let our secretary, Silvia Cadman, know so she can send a get well card from all of us.

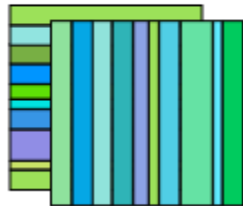
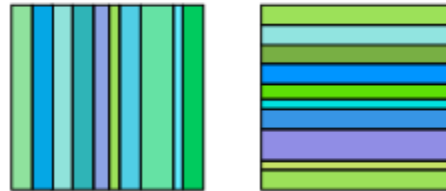
Using Up Scraps #2 with Vikki MacDonald

Scrap Quilt #1



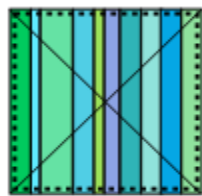

If you have a lot of strips hanging around this is the perfect quilt for you!

1. Cut strips of any width into 15½" lengths (or create 15½" ~ long strips)
2. Sew strips into 15½" blocks then square them to 15".



3. Place two of these squares with right sides together with the direction of the strips horizontal in one square and vertical in the other.

4. Sew around all four edges with a ¼" seam allowance.




5. Cut the completely sewn squares diagonally in half in both directions, creating four squares.



6. Place your four new squares in a pleasing arrangement and you have a quilt. Voila!

Scrap Quilt #2



1. Collect scraps in a coordinating colour scheme.
2. Cut your scraps into 3" x 5½" rectangles (to finish at 2½" x 5")
3. Create rows of these rectangles
4. Insert 5½" x 15½" rectangles of one colour in a pleasing arrangement.
5. Decorate that block with crests, buttons, decals, etc. if you wish.



Strategies

A collection of all the "Taking the Mystery Out Of..." block strategies presented at guild since 2011, have been kindly compiled for me by Kathy Bissett. They look fantastic now that they are all computerized and put into colour. At the February meeting, sample copies will be available for perusing. A price to cover costs will be announced and, if you wish to purchase a copy of the "booklet", you may pre-order then.

Yours in quilting,

Vikki MacDonald

PS Did you know how to tell if someone has had too much coffee? It is when they can thread their sewing machine while it's operating!



Marilyn Farquhar

Our thanks to our January Guild Speakers

Afternoon: Marilyn Farquhar, Marsha Clarke, Elizabeth Ruth, Trudy Dey and Millie Cumming for Ruth Kennedy

Evening: Marilyn Farquhar, Marsha Clarke, Elizabeth Ruth, Linda Weinstein and Peggy Nagle

Millie Cumming



Elizabeth Ruth



Marilyn Farquhar, Elizabeth Ruth, Marsha Clarke and Trudy Dey

"Hubby Has His Toys, Now You Get To Have Yours"




HQ Sweet Sixteen

- 16" throat Sit Down Quilter
- Height adjustable 30" x 36" table
- Optional 18" extension
- 28 LED lights
- Large M Class Bobbin

HQ18 Avante

- 18" throat Stand up quilting machine
- Two modes of stitch regulation precision & cruise
- Large M class bobbin hold 3 times as much thread as regular
- 10' or 12' studio frame
- Comes ready to quilt



Come in and take a Test Drive!

Authorized Dealer for Handi Quilter, Babylock and Janome

We service all makes and models ~ in business since 1969

**Handi
Quilter®**
Designed by a Quilter, for Quilters.™

baby lock

FOR THE LOVE OF SEWING

**Sew & Save
Centre**

www.sewandsavecentre.com

519-271-9660

149 Downie Street,
Stratford



JANOME

Guild Mini-Retreat

Our guild will be having a 1 day mini-retreat.

When: Saturday March 5th

Time: 9am-7pm

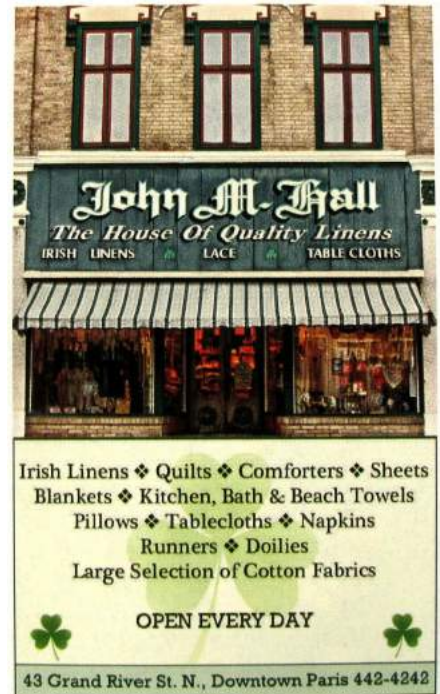

Where: Emmanuel United Church, Bridgeport & Albert Sts., Waterloo (same place as last year)

Cost: \$40 (includes lunch and dinner), pay by cheque or cash, full payment is required when you sign up

Maximum number of retreaters: 30

Bring your own sewing/quilting projects. Irons and ironing stations will be set up for you. If you'd be willing to come early to help set up tables and chairs, a few more hands would be appreciated.

Many members have already signed up but Marilyn Hollinger will be taking sign ups at the February guild meetings as well. For more information, contact Marilyn (phone number in the handbook, but the address is incorrect).



NESTY OWLS

Our members are NOT procrastinators. The Nesty Owls are being completed and shown, but you have until May to show your completed project.



CQA/ACC Collecting "Inches" from Quilt Guilds Across Canada

Once again, CQA/ACC is collecting "inches" from guilds. They are travelling from Lethbridge, AB (QC2015) to Toronto, ON (Mississauga) home of Quilt Canada 2016. They will track the inches on their map of Canada every month and keep you posted on just where they are. The journey is 3,627.28 km and that is 142,806,299.2 inches, so they need your help getting there.

Please measure the inches around the perimeter of your 'Show & Tell' and charity quilts and email the information to Kathy Bissett at wccg@wcquiltersguild.on.ca who will forward our "inches" onto them. Thanks for participating on this trip to Toronto!



Annual "Chair Sale"

The annual Chair Sale will be held at the MARCH meeting this year due to our having a vendor in February. This change gives members added time to gather once-loved but no-longer-wanted treasures to sell hopefully to new owners.

Elizabeth King
& Elizabeth McDowell
Heagy





"Enchanted Passage"
by Carol Seeley

WORKSHOPS WITH CAROL SEELEY

NATIONAL AWARD-WINNING TEACHER

With enthusiasm the Waterloo Country Quilters' Guild welcomes multiple award-winning quilter, designer and 2007 CQA Teacher of the Year, for a series of three workshops in **April**, following her presentation to guild members.

Carol's work covers a wide range from the traditional quilting style to the more contemporary style of abstract designs and realistic west coast landscapes, all with an eye to create the illusion of 3D imagery. To view some of her beautiful quilts go to:

<http://www.fibreartnetwork.com/gallery-artist-detail.php?memID=77&imageID=9>



"Just Visiting"
by Carol Seeley

Supply list will be available upon payment.

Please bring your lunch. Tea, coffee and water will be provided.

Place: Mannheim Community Centre

Time: 9 a.m. until 4 p.m.

Cost: Any one workshop - \$60 for members, \$75 for non-members*

Any two workshops - \$110 for members, \$135 for non-members*

All three workshops - \$150 for members, \$185 for non-members*

* Enrolment for non-members opens Feb. 23. (Contact wcqg@wcquiltersguild.on.ca.)



"Summer Playground" by Carol Seeley

Carol Seeley Workshop Details

The following workshops are designed to build consecutively but are also valid and enjoyable as stand-alone classes.

Portions of the descriptions were provided by Carol Seeley.

Thursday, April 21 - 'Seascape'

Create a small quilted seascape while learning fabric selection to create visual depth, as well as Carol's special pieced appliqué construction method. Both machine and hand construction will be demonstrated. Your choice of one of three patterns will be provided. An overview of pattern development and further embellishment ideas will be discussed. Sewing machines will be required only for those wishing to use machine construction. Additional kit fee: \$2.

Level: All skill levels



Friday, April 22

Landscape Embellishments - Basic

A simple landscape can take on an authentic look with a few simple surface embellishments. Explore these basic techniques that Carol uses in her landscape quilts. With a simple landscape prepared before class (or in Thursday's workshop), create the illusion of water movement and shading with tulle and thread. Then learn the machine embroidery process for creating textured trees on your islands from far away to close up. Finally create a passing sailboat while learning the basic thread painting process. A sewing machine with zigzag capability is required.



Additional kit fee: \$3.

For those not taking Workshop 1, a simple pattern will be provided for preparation prior to this course, or you may create your own design (8"x14" is suggested).

Level: all Levels

Saturday, April 23

Landscape Embellishments - Intermediate

Note – if you have not taken Friday's class, you will need some basic experience with free motion stitching.

The day will be spent exploring thread painting and all it can do to create texture on your quilt surface. All embellishments will be made separately from the piece and applied after the top is quilted; therefore no pre-class work is necessary. Workshop includes lacy thread painting with tulle and confetti to create realistic boughs, bushes and trees. Also included is fine thread painting of detailed imagery such as a whale or eagle. Processes for creating a waterfall, and a 3D tree trunk will be demonstrated. The background pattern to build Whale Passage (pictured here) will be provided but no time will be spent in class on its actual construction since this is an embellishment class only.



PAL QUILTS

Many thanks to the ladies who made and donated palliative quilts; 4 were received at the January meeting. These quilts are being warmly received and deeply appreciated by residents. A thank-you has been passed along from a lady whose husband was a resident at Innisfree House for two weeks before he died. When they first visited the facility they were impressed by the homey atmosphere created by the quilts. He cherished the one given to him during his stay and she was also kept warm and comforted by a quilt on the nights she stayed over. She says, "Thank you so much, guild members!"

Keep up the quilting, ladies. See your handbook for specific details or talk to Judy at the program desk.

- Judy Siegner

Darlene Yanke, Assistant Treasurer, is now writing cheques and preparing deposits working closely with Linda Collins, Treasurer. You may give funds to be deposited or expense reimbursement forms to either of them.

Some guild members are sensitive to scents: Please refrain from wearing perfume to guild meetings.

*Your Sewing Project Starts Here...
Where Quality & Service Matter!*

Cherished pieces™
For Quilters & Sewists

One of Ontario's Finest Quilt Shops

133 Broadway St. Tillsonburg • 519-842-2658 • Tues-Fri 10-4; Wed 10-7; Sat 9-3
WWW.CHERISHEDPIECES.COM

Philippa Skjaveland
Sales & Education

Gammill.



Ontario's Certified Full Service Gammill Dealer


Phone: +1 (705) 201-5262

sales@kawarthaquiltingsystems.com

Don't forget about the

Library Challenge

Details in the September newsletter



TIMING IS EVERYTHING—PLEASE REMEMBER
to allow time for those doing setup at guild meetings and come **AFTER** 12:45pm and 6:15pm

Look what's arrived!



Elizabeth Hartman's Rhoda Ruth & Pacific



DON'T FORGET TO SIGN IN AT THE MEMBERSHIP DESK AND GET YOUR DOOR PRIZE DRAW TICKET!



Laleham Willows Quilting Retreats and Long Arm Services

Offers quilting retreats in South Western Ontario
Join our Frequent Quilter's Club.
website: www.lalehamwillows.com

Phone: 519-400-7354
Email: Brigitte@lalehamwillows.com
Email: Monica@lalehamwillows.com



Creative Sisters Quilt Studio

321 Lancaster St. W.
Kitchener, ON N2H 4V4
519-584-2130

www.creativesisters.ca

Library Inventory will be Wednesday May 25 from 1—4pm so the books can all be accounted for before the June meeting when you'll be able to take them home for the summer!

Hand Quilters and Quilt Tops Needed



There are 3 upcoming opportunities for those of you who enjoy hand quilting. Please consider taking part in one or more of these wonderful activities.

1. The Relief Sale Committee has been offered a booth at the Creativ Festival in Mississauga on Friday, April 22nd and Saturday, April 23rd. We will be hanging some of the quilts that are destined for the quilt auction as well as offering information about the New Hamburg Mennonite Relief Sale. We have been asked to set up a quilt for hand quilting and invite some people who would come and quilt. Visitors to the festival would be invited to pick up a needle and join the quilting. If there would be 4 quilters willing to come each day, those of us who are there representing the quilt committee could take turns quilting and give you an opportunity to check out the other booths. Your admission to the festival would be covered.
2. Each year during the Quilt and Fibreart Festival in May, the WCQG is asked to set up a quilt at Joseph Schneider Haus and supply quilters who would come to quilt it. Many of you have enjoyed these days. There is always a delicious lunch provided and good conversation around the quilt. Is there someone who would be willing to organize this activity? I can give you the contact info for JSHaus and give you info about all that is involved.
3. This year is the New Hamburg Mennonite Relief Sale's 50th annual sale and quilt auction. There are many special activities being planned to celebrate this milestone. The quilt committee has been asked to find a group of quilters who would set up a quilt in a special tent dedicated to the 50th on the fairgrounds. We have sent a request to our quilt donors but have not had a response. It could be that many of them are busy in other tents that day. Is there a group of you who would take this on? The quilt committee can't organize this as we already have much to do leading up to those days and for the duration of the auction. It would involve setting up a quilt at the New Hamburg fairgrounds during the day on Friday, May 27th and having quilters there for several hours on Friday evening. There would also need to be quilters there during the day on Saturday, May 28th. This would also be a situation where visitors to the tent would be invited to quilt with you.

If any of these wonderful opportunities is of interest to you, please contact me, Judy Pearce. My contact information is in your handbook.

Thank you for considering this.

- Judy Pearce



Undercover Quilts And More
Fabrics, Thread, Notions
Quilted Gifts, Classes
 519 843 3930
 223 St Andrew St E
 Fergus, ON, N1M 1R2
undercoverquilts@hotmail.com
 Debit, Credit Card or Cash

An Invitation from the Grand Quilt Guild...

Elaine Quehl Presentation and Workshops

The Grand Quilt Guild is very pleased to be hosting a trunk show and several workshops by the CQA Teacher of the Year for 2015, Elaine Quehl. Elaine is from Ottawa, and she is a quilt artist, teacher, designer, and fabric dyer. Many of her quilts are nature themed: you may be familiar with her hosta series. Her quilts have won prizes at national and international shows, and she has recently begun designing fabric for Northcott.

Elaine will be presenting her trunk show "A Design Journey" at our Guild meeting on May 11, 2016. The meeting is held at the Fergus Legion, beginning at 7:30. Guests are welcome, and the visitor's fee for that evening will be \$15.



Hostas, 2008 by Elaine Quehl

There are a few places left in Elaine's workshops:

Friday, May 13 Flip and Sew Curves 9:00-12:00 \$35 + pattern (\$10 to Elaine) *

Friday, May 13 Liberated Applique 1:00-4:00 \$35 *

*Cost is \$60 if both workshops are selected.

Saturday, May 14 Hosta Leaves 101 9:00-4:00 \$60 + pattern (\$14 to Elaine)

All workshops will be held at the Elora Legion.

If you are interested in participating or would like more information, please contact Brenda Dagg, thedaggz@gmail.com or 519-846-5176.

Cj's
Quilting's

Crystal Karley

Machine Quilting Services

Nolting Longarm Quilting Machines
and IntelliQuilter Sales and Service

cjsquilting@rogers.com

T 519-725-2443

199 Ashcroft Place
Waterloo, Ontario N2J 3M7

By Appointment

NOLTING
LONGARM QUILTING MACHINES

Fabrics & Quilts

Country Patchworks
Woodstock, Ontario

Ph. (519) 537-8753
515533 11th Line
R.R.#3 Woodstock, ON
N4S 7V7

www.countrypatchworks.ca

...Worth the Drive to the country!



Did you know guild members may advertise for **FREE** in our classified section?

One ad per issue per guild member—the content must be quilt related.

De Olde Fabric Shoppe



Over 2000 bolts of exquisite designer quilting fabrics to browse.

Large variety of kits, books, patterns and notions.

Register online for our Friday Freebie Offers

327 Erie St., Stratford, ON, N5A 2N1 519-273-5773

www.yeoldefabricshoppe.com yeoldefabricshoppe@rogers.com

**Fabric, Quilting Supplies,
Ready & Custom Made Quilts**

3991 Perth Rd. 107, Box 223, Shakespeare, ON N0B 2P0

**THE
QUILT
PLACE**

HEATHER STOCK

519-625-8435

e-mail:

heather@thequiltplace.ca

Volunteers Needed Quilt Canada 2016

Volunteers are essential to making Quilt Canada 2016 an amazing show for Canadian and international quilters! There are hundreds of volunteer opportunities for you to select from and a wide variety of roles including “white glovers”, greeters, front desk jobs, classroom/lecture angels, set up and take down teams, assisting with judging the National Juried Show and the “jack-of-all-trades.”

How to Sign Up - Each volunteer must submit a volunteer sign up form. Positions are assigned on a first come, first served basis.

Most of the roles are 2 hour shifts. Longer shifts are available for set up and take down, classroom/lecture angels and floater roles. CQA/ACC greatly appreciates volunteers who sign up for multiple shifts on a single day or multiple days.

Some roles require physical exertion. Most roles require you to be on your feet. There are a few front desk roles that are sitting at a table.

If you have questions please email Jane Sanders, Volunteer Coordinator Quilt Canada 2016 at quiltcanda-volunteer@gmail.com

Here is a short summary of the volunteer roles:

Set Up and Take Down: There are a number of different tasks involved in set up and take down. In addition to hanging the quilts, volunteers are needed to help vendors unload and load and to set up and take down classrooms and to take down quilts.

Registration: You will welcome visitors, distribute conference packages and answer visitor questions.

Front Desk/Admissions: Roles include greeting visitors, answering questions, selling tickets, applying wristbands, handing out guides, checking tickets at the door and signing in volunteers.

Hostess/Host/White Glove: The primary responsibility of “white glovers” is to ensure visitors do not touch the quilts. You will also answer questions about the quilts and the show.

Classroom/Lecture Angels: This role assists teachers and students in one of the 14 different classes/lectures each day of the show. Tasks include assisting the teacher with set up, distributing materials, resolving any problems and straightening up the classroom at the end of the day.

Floater/Jack of All Trades: You will step in whenever and wherever an extra set of hands is needed either for a short period or a full shift.

Aides & Scribes for NJS Judging: In this role you provide support to the judges as they evaluate the quilts. Scribes must be able to take legible dictation quickly and accurately. Aides must be able to hold up quilts for the judges to view. Preference will be given to individuals enrolled in the judging programs.



Volunteers Needed Quilt Canada 2016 (continued)

Benefits:

- If you volunteer for at least 4 hours on any single day, you receive free admission on that day.
- If you volunteer at least 4 hours on set up day, Tuesday June 14, you will receive free admission for one day of the show.
- If you volunteer for take down, Saturday June 18, you will receive free admission for that day.
- Classroom/Lecture Angels who work a full day receive lunch on that day and a free admission for another day.

Other important information for volunteers:

- Please arrive at least 30 minutes prior to your scheduled time for any last minute orientation and to ensure a smooth transition between volunteer shifts.
- Food services are available. Outside food is not allowed in the venue.
- You may want to bring a water bottle.
- Parking is free.
- Wear comfortable shoes.
- A volunteer room is available for you to use.



Thank you for volunteering!

Visit the website for more informaton : <https://www.canadianquilter.com/>

- Kate Hull, Ontario South Representative, Canadian Quilters' Association

New Books in the Library

"Modern Quilts Illustrated #1—5" by Weeks Ringle & Bill Kerr

"Quilting Wide Open Spaces" by Judy Madsen

"Step-by-Step Free Motion Quilting" by Christina Cameli

"The Improv Handbook for Modern Quilters" by Sherri Lynn Wood



“Focus on Quilting”

Program Outline 2015 -2016

February - We look forward to **mini workshops**, lecture style, with some of our own members, plus a machine care talk by Vernon Knorr from Creekbank Sewing. Our third “**Focus on Quilting**” is hand quilting and Emily Hunsberger will organize hand-quilting workshops this month.

March - **Nancy Wells**, Guelph, ON, will share her beautiful appliquéd quilts in “**My Appliqué Journey**”.

April - **Carol Seeley**, Campbell River, BC, is accomplished in many genres of quilting. In addition to presenting “**My Quilting Journey**”, Carol will conduct 3 landscape/seascape workshops.

May - **Dorothy Fu**, from the Toronto area, will discuss her diverse quilting interests, from hand quilting to machine quilting, from traditional work to portraiture and from piecing to machine appliqué, during her informative trunk show.

June - Annual General Meeting, evening meeting only



Quilting Months Ahead

Month	Day	Activity
February	10	Mannheim Quilting and Sewing Circle
February	11	Hand quilting workshops with Emily Hunsberger
February	17	Regular Guild Meetings
March	5	Mini Retreat
March	9	Mannheim Quilting and Sewing Circle
March	16	Regular Guild Meetings
April	13	Mannheim Quilting and Sewing Circle
April	20	Regular Guild Meetings
April	21,22,23	Carol Seeley Landscape/Seascape Workshops
May	11	Mannheim Quilting and Sewing Circle
May	18	Regular Guild Meetings
May	25	Library Inventory 1—4pm
June	8	Mannheim Quilting and Sewing Circle
June	15	Annual General Meeting EVENING ONLY
June	15-18	CQA/ACC Quilt Canada 2016 in Mississauga

Elected Officers of the Guild 2015-2016

Co-Presidents: Kathy Langill & Eileen Fennell
 Vice President: **Vacant**
 Treasurer: Linda Collins
 Assistant Treasurer: Darlene Yanke
 Secretary: Silvia Cadman
 Past President: Trudy Dey

Standing Committees of Guild

Historian: Ruth Hicks
 Librarians: Ruthanne Snider (A)
 Tamara Gilhuly (E) &
 Margaret Gilhuly (E)
 Membership: Madeline Hughes (E)
 Pat Lockyer (E)
 Kitty Mitchell (E)
 Betty Anne Scott (A)
 Bettie Schuurman
 Newsletter: Marg Sandiford
 Pat Lockyer - Mailings
 Advertising Coordinator : Marg Sandiford
 Program & Workshops: Elizabeth King &
 Elizabeth McDowell Heagy
 Program 2017-2018: **Vacant** chair
 Glenda Dippel and Ulka Khare
 Quilt Exhibit: Bonnie Murdoch
 & Ruthanne Snider
 Website: Kathy Bissett

Our website: <http://www.wcquiltersguild.on.ca/>