



Scraps of Wisdom

Volume 24, Issue 4

January, 2009

from the Waterloo County Quilters www.wcquiltersguild.on.ca

President's Message

I would like to thank our membership for its tremendous support for ROOF at our November meeting. My trunk was overflowing into the back seat with all sorts of goodies. In addition, \$275.60 was collected for them, and my husband was kind enough to deliver all the next day. They were very grateful for your generosity, as am I.

I would also like to thank the Programme Committee for a truly lovely display at our meeting this month, and especially to Norma for her wonderful, Christmas centrepieces. I have had a tremendously positive response to the opportunity to just have some fun and get to know one another. A special thank you to Marney for sharing her lovely story. As adults, we rarely get to enjoy a reading and it was a wonderful treat. I'm sure that the quilt to come will be just as special, and I'm sure you're all thinking about that "certain" piece of fabric you want to include.

To those involved, I extend a gentle reminder that the coffee bag blocks are due in January. I have already received several, and I'm so excited by what you're doing, and look forward to seeing what comes in next month.

Our Programme committee would like to thank Joline Freund for joining them. I know she will be a tremendous asset.

The Anniversary committee is looking for assistance and ideas. Since the hope is to have special events throughout the year, and currently the only members of this committee are also on the programme committee, it will be very difficult for them to proceed without help.

Even though I'm fortunate enough to have a job that is directly related to something I love to do, it isn't ;

quite the same thing as *doing* what I love to do. It has been my experience that not all retired people have all the time in the world either. So whether you work, or are retired, it still makes sense to take a portion of each day to do something for yourself; something you enjoy and something creative. Many of you have heard my personal philosophy about quilting; that it is far cheaper than a visit to a psychiatrist, healthier than drinking and keeps us all off the street. Find a project that can be pre-planned, and accomplished in small units of time that do not require a great deal of organizing at each sitting. A repetitive project such as paper piecing is perfect. Collect all the pieces and things you need, put them together in bags or a box or drawer, and whenever you have 15 minutes, you can take out the project, work away and feel renewed. The trick is in organizing it all in preparation for your wee "coffee breaks" of time later. This is especially true at this hectic time of year.

And finally, speaking of this hectic time of year, I wish you all a joyful Christmas, a peaceful heart and good health.

I look forward to seeing you at our next meeting, in 2009!

Carol

Condolences

Our condolences to Nancy Winn whose mother died on 15th November, 2008; to Ruby Snyder whose husband George, died on November 18, 2008, and to Marilyn Hollinger whose brother-in-law died in December. Our thoughts are with you and your families at this sad time.



MEMBERS' CORNER

This is your space. Let us know what you are doing, quilts in shows, classes, workshops you've attended - anything which you would like to share with the other members. We look forward to hearing from you.

My Trip to Berlin, Ohio and Surrounding Area

This past October, on the recommendation of Heather Z. (the former owner of Treadle & Company), two friends and I traveled to this quaint area in "Amish Country" Ohio after our vacation in Myrtle Beach. Just a short drive from Grove City, Pennsylvania (outlet heaven), this area is an oasis for quilters, sewers and antique lovers.

The charming villages of Berlin, Walnut Creek, Sugar Creek and Charm easily keep you interested for the weekend. Two of my favourite shops were "Country Craft Cupboard" in Berlin (100's of patterns, kits, specialty fabrics) and "Miller's Dry Goods" in Charm (boasting 8,000 bolts of fabric).

Our accommodation in Berlin was very nice and within walking distance of the many unique shops in the village. Dinner at "Der Dutchman" in Walnut Creek was also an unforgettable experience (a never ending buffet) - just what is needed after a full day of fabric hunting!

I wanted to share my experience with Guild members in case there are others of you who are not familiar with this wonderful and scenic area so close to home. Our Program Committee may wish to consider a bus trip to this area. I'm sure members would enjoy it immensely!

Helene Stevens

Library Quilts

A special "Thank you" to Bev MacKinnon and Audrey Vrooman for allowing their quilts to be hung at Kitchener Public Library, Hamblin Room.

Betty Dietrich and Lynne Fisher

The Rag Coat Project


In the new year, the Guild will again be partnering with the Waterloo Public Library on another Books and Quilts project. Many of you will have heard the story of the Rag Coat which was read at the November meeting. This is the story of a little girl who can't go to school because she can't afford a coat. The quilting mothers gather together to make a patchwork coat for her. Her classmates make fun of her new coat until she points out all the stories there are in the patches.

We are going to be making a child-sized patchwork coat to go with this book and also including a booklet of stories to go with our own fabrics.

If you would like to participate in this project, please bring the following to the January Guild meeting:

- two swatches of the same fabric. One of the pieces should be a 2" square. The other should be approximately 4" square (this is just to give you an idea of the size, the piece does not need to be square.) It can be cotton or any other fabric. All that matters is that the fabric is special to you for some reason.
- a piece of paper with your first name and one or two lines about why that particular fabric is special to you or any other interesting story about that fabric.
- Put all this in an envelope or bag and hand it in at the meeting. An announcement will be made regarding this.

If you have any questions regarding this project, please e-mail Marney Heatley: mlheatley@rogers.com.



Boutique Update for the 2009 Quilt Show

Have you been inspired yet to make an article for our Quilt Show Boutique? Each month your committee plans to have a different idea displayed on a side or back table. We thank those who have generously given instructions for items displayed to date, including Deb Beirnes who provided the surprisingly simple instructions for the seasonal placemats, and Bev Bechthold for her Store-n-Roll Wrap organizer. Featured in our November display were instructions for a coffee mug wrap from Judy Cumming, and a Christmas table runner from Marilyn Weckworth.

In future months we hope to present many more of your wonderful ideas, created to entice fellow quilters, and other visitors to the Show, to shop with wild abandon at our booth. Look for zippered screen carrying bags, cotton shopping bags in all shapes and sizes, hot pads, novelty pincushions, accent cushions and many more appealing ideas to appear on our table during future meetings.

If you have a novel idea, talk to Judy Cumming, Elizabeth King, Elizabeth McDowell Heagy or Marilyn Weckworth about multiple production. Please remember that we are selling to quilters who have an eye for colour and fabric. Thank you to all the members who have already made items for sale, or have offered an idea and sample.

Brentwood on the Beach Retreat - 2009

It is time to think about the March 2009 Guild Retreat at Brentwood on the Beach! Another great retreat including a mystery project, a block draw, teaching snippets, wonderful gifts, good food, and especially, a focus on friendships is already planned! We hope you can join us for a weekend of fun.

Date: 4 day retreat from Thursday, March 12 to Sunday, March 15, 2009 or
3 day retreat from Friday, March 13 to Sunday, March 15, 2009


Cost: \$340 for the 4 day retreat (includes breakfast & dinner on Friday, brunch & dinner on Saturday and brunch on Sunday) or \$275 for the 3 day retreat (includes dinner on Friday, brunch & dinner on Saturday and brunch on Sunday)

We will plan a potluck dinner for Thursday evening for those arriving on Thursday.

Coffee/tea/juice and muffins will be available both Saturday & Sunday mornings for early risers!

Sign-up sheets will be available at the November and January guild meetings. A \$50 non-refundable deposit is due with your registration and the balance (\$290/\$225) is due by post-dated cheque by March 1, 2009.


If you would like additional information, please call Megan Stauch at either 519-748-1254 or 519-571-6972.



Paducah Bound?

The Rouge Valley Quilters' Guild (Toronto/Scarborough) has a bus trip to Paducah planned for April 21-27, 2009. They are seeking more people to fill the bus. For more information and an application form contact Ingrid Jack-Edwards at ijackedw@rogers.com or after 6:00 p.m. at 905-428-202.

This will be the 25th Anniversary Celebration Show of the American Quilters' Society Show..



And Still More New Books



Colors from Nature by Debbie Mumm

The quilts and craft projects in this book were inspired by nature's endless beauty. There are 8 different sections with many photographs from nature that inspired 15 different quilt patterns and some craft projects. There is a design and instructions for a quilted bag which is so popular these days.

Quilts from the Heart - Quick Projects for Generous Giving by Karin Renaud

Quilting and generosity go hand-in-hand and this inspiring book will show how to share your creativity with friends, family and those in need. There are 20 quilts with classic patterns and repeated blocks that are perfect for whipping up in multiples.

The author shares tips for organizing charitable quilting bees for beginners, pros, and all skill levels in between. Included are ideas for choosing charities plus advice on sizes and materials for charity quilts.

Adventure and Appliqué - Travelling the World with award-winning quilter Suzanne Marshall

Suzanne generously shares her tips for successful appliqué as well as offering lots of suggestions on how you can make your projects outstanding. The author shares all she has learned and you can find out what the judges had to say as they scrutinized her work.

Wonderful close-ups of her appliqué and pictures that show off her hand-quilting make this book informative and a treat to view.

Bended bias Appliqué by Linda Poole

Bended bias can have diverse functions, such as outlining appliqué designs, edging pieced patterns or blocks, and emphasizing open areas in scrollwork or frames.. The book gives instructions with photographs along with tips for appliqué and quilting instructions. There are 35 nature-inspired patterns which can be used with or without bended bias. Six additional frame patterns add a unique finishing touch to the designs.


Rolling Along - Easy quilts from 2½-inch Strips by Nancy J. Martin

"Jelly roll friendly", it says on the cover. Nancy shares special tips for using pre-packaged strips or cut your own for 10 traditional quilt designs plus three smaller projects. There are instructions to make quilts three ways—using strip collections, strip combined with scraps, or leftover strips from past projects. The author/quilter shows easy cutting, sewing, and construction methods for quick quilts from start to finish.

Maple Leaf Quilts by Ilene Bartos

Choose from 12 projects that spotlight fresh ways to use the many-generational favourite block, Maple Leaf using 9 triangle techniques.

You can learn techniques for making triangle squares with perfect points and find useful tips and suggestions for personalizing your quilts.



MANNHEIM QUILTING CIRCLE
Meets 2nd Wednesday of the Month
From 9 a.m. - 4 p.m.



The next meeting will be on January 14, 2009. from 9:00 a.m. to 4 :00 p.m.

Fabia and Bernice

PROGRAM NOTES

January can be such a depressing month so take a break, get out of the house and come to the Guild meeting for some wonderful inspiration. Our own Vikki MacDonald will share her wonderful quilts with us including all her delightful appliqué quilts. We know you will be truly inspired.

Our vendor will be Carol Dinsmore from Quilter's Dream in Waterdown We really appreciate Carol taking the time to join us this month so don't forget your stash cash or you won't be able to buy all those things the family forgot to get you for Christmas.

February, besides being our annual chair sale, will also be our "demo night". Be prepared to come and learn something new.

March brings Anita Zobens from Cottonmill Threadworks back to the Guild. Last year Anita shared her expertise with us by showing ways to mark our quilts and the products now available on the market to make the job easier. This year she will clear up the mystery about all the threads that are available. We will learn about the different fibres and weights, how to choose the right needle and adjust that dreaded tension dial. Anita will remove all our fears about metallic and specialty threads and will even cover those 'dust bunnies' lurking in our machines.

CLASSES 2009

Appliqué Classes with Renske, January 23rd, 24th 30th 31st.

The supply list for Renske's classes is attached to this newsletter. The classes will be held at the Mannheim Community Centre 9.30 am to 3.30 pm. The directions on how to get to Mannheim are included in the back of your Members' Handbook. These classes are free to everyone who signed up. We will, however, be collecting money from everyone to pay the room rental fees. It looks like \$8.00 from everyone will take care of these costs provided everyone who signed up comes to the class. If you are not sure what date you chose please call one of the program people.....Norma, Colleen or Joan.

Don't forget to bring your lunch.....tea and coffee will be available.

The Thread Workshop, March 21/2009

Have you ever wanted to experiment with different threads before buying them? Well, now you can! This is an "open thread bar" workshop - you bring your machine and Anita will bring the threads.


Learn how to choose the correct needle, and overcome your fear of the tension dial. We'll discuss the properties of the different threads available today so that you can make an informed decision when choosing thread.

Various machine applications will be covered, such as - straight stitch, free motion, decorative embroidery, both raw edge decorative and invisible appliqué. Learn some nifty techniques using fusible and water soluble threads.

At the end of the day you will have a new perspective on threads and your own sampler as reference.

The cost is \$30.00 per person and will be held at the Mannheim Community Centre from 9.30am to 3.30pm

Sign up sheets will be available at the January & February meetings. The class is limited to 20 people so first come first served.



On the Calendar 2008– 2009

- ⇒ **Oct 2-Jan4/09 Marilyn Farquhar, Solo Exhibition**, St. Jacobs Quilt Gallery, 3rd Floor of the Mill, 1441 King St. N. St. Jacobs.
- ⇒ **Nov 15-Mar 1/09 A Few of our Favourite Things: A Quilt Exhibition** at Wellington County Museum and Archives. Opening reception Fri. Nov 14, 2008. For more info check website www.wcm.on.ca or phone 519-846-0916
- ⇒ **April 17-19, Off The Wall and Under the Covers 2009**. Mississauga Quilters' Guild at Burnamthorpe Community Centre. For more information: www.mississaugaquilterguild.ca
- ⇒ **April 18-19, Works of HeARTS**. Region of York Quilters' Guild. Newmarket Seniors' Meeting Place, 474 Davis Dr. Newmarket, ON. Sat: 10-5, Sun: 10-4. Merchants' Mall, tea room, quilt appraiser on site. Wheelchair accessible. For more information: www.regionofyorkquiltersguild.ca
- ⇒ **May 1-3, Windsor Quilters' Guild Show & Sale**. Novelletto Rosati Sports & Recreation Complex, Windsor. Admission \$5. for more information call Vivian LaCroix 519-733-2886
- ⇒ **May 8-10, "Feelings in Fabric"**, Kawartha Quiltmakers' Guild, 2009 Quilt Show and Sale. Evinrude Centre, 911 Monaghan Road, Peterborough. Admission \$6.00. For more information see www.KawarthaQuiltmakersGuild.ca or email: KQGquiltshow2009@live.ca
- ⇒ **Oct 19-24 Quilts from Ireland**. Ailsa Craig. More information to follow.

Calls for Entry

- ⇒ **Joseph Schneider Haus 2009 Quilt Block Contest**. The theme is "Wash Day Blues". Blocks will be received at the Schneider Haus office, until 4:30 p.m. Friday, April 17, 2009. Blocks must be postmarked no later than April 13, 2009. For more information call 519-742-7752
- ⇒ **The Grand National 2009. Postcard Quilt Art**. Arrival deadline is April 1, 2009 at Joseph Schneider Haus Museum. Postcards will be received at the Schneider Haus office until 4:30 p.m. on Wednesday, April 1, 2009. For more information call 519-742-7752 or email: info@kathleenbissett.com
- ⇒ **CQA/ACC National Juried Show 2009, May 26-30**, Saskatoon, SK. Entry deadline, January 23, 2009



Quilt Works

of London

**Featuring fine cotton fabrics, books,
patterns, notions & kits.
Long Arm Quilting Services.**

699 Wilkins St.
London ON
(519) 668-7470

From hwy 401, go 2 miles
north on Wellington Rd
www.quiltworks.ca

QUILTS and CALICOS



392 Main St., P.O. Box 42, EXETER, ON N0M 1S6

Stop by Quilts and Calicos for their post Christmas Sale starting January 2nd through to January 10th.
All seasonal fabric will be 50% off. Save 20% on our regular priced fabric, batting, notions, books, patterns and thread.

[www: quilts-calicos.on.ca](http://www.quilts-calicos.on.ca) e-mail: quiltscalicos@on.aibn.com

Waterloo County Quilters' Guild

P.O. Box 38044, Waterloo, Ontario, N2J 4T9
Email: wcqg@wcquiltersguild.on.ca

- Monthly meetings take place on the 3rd Wednesday of the month, at the Albert McCormick Community Centre, 500 Parkside Drive, Waterloo, in the Community Room (use the Library entrance).
- To accommodate our large Guild, we have an afternoon meeting and an evening meeting each Guild day, with identical content. Meetings are usually 1-1/2 - 2 hours.
- Guests are welcome at all meetings (except the June business meeting): \$7 at the door (includes a coupon towards membership).
- New membership: \$40 (includes nametag).
- Renewal membership: \$35 per year.
- Guild pins (available at membership table) \$6.
- The Guild is run entirely by volunteers and help is always appreciated. Just speak to anyone on the Executive to get started.
- Executive Committee meetings are held on the 4th Wednesday of the month at 7:30 p.m. in the Community Centre.



Meeting Checklist:

- ✓ Your nametag/lanyard
- ✓ Books to return to the Library
- ✓ Smile quilt, if you have one to donate
- ✓ Memory quilt, if you have one to donate
- ✓ Show & Tell quilts
- ✓ Fabric to donate to Guild Fabric Bank
- ✓ Fabric to donate for Memory Quilts
- ✓ Books & magazines to donate to the library
- ✓ Zehrs' tapes
- ✓ Touch Quilts, if you have one to donate
- ✓ Fabric/Batting to donate for Touch Quilts".

The newsletter is published 9 times a year. There is no newsletter in December, July or August.

The deadline for submissions is the **4th Wednesday** of the month and can be made by email or telephone sdhitchens@golden.net.

Submissions by email will be confirmed by email. **Due date for February newsletter is January 28, 2009.** Please note that I will be away in the next 2 months so I would prefer to have submissions by email.

Next Guild meeting:

January 21, 2009

Afternoon

- 12:45p.m. Library opens
- 1:30 p.m. Meeting begins

Evening

- 6:45 p.m. Library opens
- 7:30 p.m. Meeting begins

Fabrics & Quilts

Country Patchworks

515533 11th Line RR#3 Woodstock ON
Owned & Operated by
Debra Eddy

519-537-8753
www.countrypatchworks.ca


Cherished pieces

Fabrics to delight your senses!
Exceptional quality & selection at fair prices.

Call or email for a shopping appointment
519-842-6933 cynthia@cherishedpieces.com

Or, shop securely 24/7 online
www.cherishedpieces.com

Established reputation for rewarding shopping experiences. Tillsonburg, Ontario



Break in the New Year
at the

The
Olde Crow

78 Metcalfe Street
 Elora, On

**TAX FREE
 SHOPPING**

The Entire Month of January
 www.theoldecrow.ca 226-384-CROW



The Place to purchase
ALL your quilting supplies
Batiks, Asian, Thirties,
Black/White
100's of Books & More

3991 Perth Rd 107, Shakespeare, N0B 2P0
 (South of the lights)
 A Short 30 min. from K-W
 519-625-8435
thequiltplace@sympatico.ca
 Mon. to Sat. 10-5:30, Sun. 12-5:00

SALE—20% OFF EVERYTHING
JANUARY 22 - 31, 2009

Also a Participant in
Greetings from Canada Shop Hop



John M. Hall

THE HOUSE OF QUALITY LINENS

— PARIS, ONTARIO N3L 2M3 —




**AN OLD-FASHIONED DRY GOODS
 STORE FOR THE QUILTER**

- ❖ LARGE SELECTION OF COTTON FABRICS ❖
- ❖ OLFA CUTTERS ❖ ❖ OMNIGRID RULERS ❖
- ❖ COATS AND GÜTERMANN HAND QUILTING THREAD ❖
- ❖ HENCKELS SEWING SCISSORS ❖
- ❖ LARGE SELECTION OF COTTON FLANNELS ❖
- ❖ FOR PJ'S - BOXER SHORTS - NIGHTGOWNS ❖

OPEN EVERY DAY: THURS & FRI NIGHTS TO 9 P.M.

43 GRAND RIVER ST. N. - PARIS

519-442-4242



RENSKE'S APPLIQUE CLASS SUPPLY LIST

1 x 12 inch square of light-coloured fabric, preferably NOT batik

1 x 10 inch square of dark-coloured fabric, preferably a batik

Thread to match the dark fabric

Appliqué needle (I use a number 10 straw or milliner needle, I will have some needles with me)

Small scissors with a SHARP point.

Light-coloured thread for the basting.

White freezer paper, at least 2 metres

Paper for drawing your designs, about 8 by 11 inches (anything will do)

Stapler

12 inch ruler

Pencil and eraser.

Paper scissors

White pen (I use a Clover pen) or pencil (to mark your design on the dark background)

Pins

In the morning we will work on our blocks and in the afternoon we will try and come up with a design.

I will have kits with me and you can decide if you want your own design or if you want one already made up.

Some people will be needed to make part of the border and those kits will be all ready to go. They will be the easier ones.

If you need more information, please get back to me

Renske Helmuth