

Scraps of Wisdom

JANUARY 2013

WATERLOO COUNTY QUILTERS GUILD NEWSLETTER

VOLUME 29 ISSUE 4



IN THE NEWS...

Mini Quilt Retreat/ Workshop

Where: Emmanuel United Church, 22 Bridgeport Road West, Waterloo - parking is minimal in lot, more on surrounding streets

When: Saturday, April 20, 2013

9 AM to 8 PM

Pampering: delicious homemade lunch and dinner with tea and coffee available always

Cost: \$30.00

Sign-up at February and March quilt days.

We have fun working on our own projects without the interruption of phone calls, meals or laundry. It's great to share our creativity with friends and hear their feedback! And what is better than being served homemade meals that we didn't make ourselves!

See you there.

Marilyn Hollinger

Upcoming SPRING Workshop

Dwayne Wanner from Burlington will lead a 2-day workshop in creating "Abstract Expressionistic Quilts". If you are interested in attending reserve these Saturdays on your calendar: March 23 and April 13. For more information see Trudy Dey, and check out his website, dfwannerquilts.com

Trudy

Zehrs Tapes

Don't forget to donate your Zehrs tapes. The Guild gets \$1 for every \$400 of groceries!



Q-snap quilting frame 48" square. Box has never been opened.

Asking \$60 (\$120. original price). Call Pat Rydel (former member) at 519 884 622

From the Co-Presidents...

Hi everyone,

It feels a bit odd writing this in the middle of December for people to read in January. With Christmas in between, I'm not sure whether to write in the present or the past tense!

One of the best things about working for the university is that we close down for the period between Christmas and New Years. So that means I'll have 10 days off altogether. Some of that time will be spent visiting with friends and family, and I'm pretty sure that music and food will be involved. My family gets together a lot throughout the year, but that's usually in smaller groups. Seeing everyone is the added bonus.

When I'm not visiting, I'll be knitting (in the evenings) or quilting (when it's light out). The hardest thing to figure out is what to work on. I SHOULD be working on my birds in flight quilt. After all, it's a "things with wings" theme, and the

pieces are all cut out. But it's so tedious and boring just sewing all those triangles together. Or there's the fancy paper-pieced star inside a circle or two of flying geese, with New York Beauty blocks in the corner. But I can't work on it for very long because it requires a lot of concentration. And there's a couple of things that need quilting, but I don't enjoy that part. So, the only thing to do is to start a new quilt with some of the fabrics I bought on my trip to Washington, DC in November. It's mostly cut out, and shouldn't take long to put together, right?

Judy and I wish you all the best this holiday season, and look forward to seeing you again in January.

Judy & Sally



Canadian.online.batiks+bolds

**Free shipping
in Canada!**

Starting at \$10.97/metre

www.flarefabrics.ca

info@flarefabrics.ca
1-888-973-5273

Program Information

January 16, 2013

Happy New Year! We'll begin 2013 with a presentation called "Baker's Dozen". Three guild members will be showing and speaking about 13 of their quilts: Elizabeth Schneider, Dorothy Holdenmeyer, and Joan Doke.

We'll also have a Baker's Dozen Strip Exchange: bring 13, take 13. Everyone is welcome to participate! Please bring 13 strips that are 2 1/2" wide, and selvedge-to-selvedge long (i.e. across the full width of fabric off the bolt, about 40"-42"). The fabric should be good quality 100% cotton. The strips can be all the same fabric (ideally) or a variety. Drop them off at the beginning of the meeting at the program committee table, and pick up your new set at the end of the meeting.

Our vendor this month is Sew Little Time from Cambridge.

Looking ahead

Saturday February 2: Make a very easy Jelly Roll 1600 quilt on from 1-5pm at the Mannheim Community Centre. Doors open at 12:30. If you want to see how fast you can sew it up, be ready to start sewing at 1:00 and you will be timed. Who knows... will you be the first one finished? "Racing" is completely optional however. Just come for a afternoon of sewing and you will be surprised how quickly you can make this quilt. You will need to bring 1 jelly roll (40 strips that are 2 1/2" x 40"-42"). There is no cost, but please register by signing up at the program committee table.

February meeting: Cleaned out your quilting/sewing room lately? Our trash 'n' treasures sale will happen at this meeting. One quilter's "trash" might be another quilter's "treasure".

Saturday March 23 and **Saturday April 13:** "Abstract Expressionist Quilts" workshop with Dwayne Wanner. This is a 2-day workshop, with time in between to do the homework. Held at the Mannheim Community Centre. Stay tuned for details.

Thank You

At our November meeting, we collected items and cash for homeless young people in our community. Your generosity was truly appreciated by the R.O.O.F. (Reaching Our Outdoor Friends) agency in Kitchener. The staff person who helped me unload the car was very surprised at the number of items we had collected. "This is awesome!" and "We can really use this!" were the grateful responses. Many, many thanks to everyone!

Trudy Dey

Program Committee Coordinator

PRESIDENT'S DAY

A date has been set for our President's Day!! Your co-presidents, past president and vice presidents are extending an invitation for you to join us.

When: **Saturday, February 23rd**

Where: Stanley Park Community Church at the corner of Ottawa St. and Dreger Ave.

Time: 9:00 a.m. - 5:00 p.m.


What to bring: Lots of **Blue** and **Cream scraps**, neutral thread, and your sewing machine. I've been collecting from the scrap bin.

The room holds about 40 people working at sewing machines

We will have a **sign up sheet** at both the January and February meetings. Lunch will be provided.

If you are unable to come that day but have some scraps to donate we'd be happy for them. We still haven't nailed down a charity to donate our finished quilt to, but it is going to be a beautiful one for the recipient.

Judy Pearce



QUILT SHOW 2015

We trust that your Christmas was a good one. Now that the new year has begun, we hope that you are busy making the quilts, garments and other things that you will be entering into the quilt show. Sleeve instructions for hanging your quilts will follow soon.

Don't forget that the Show will be held on September 27 & 28, 2013 at RIM Park in the Forbes Hall. If you have time and can participate, the setup will be on September 26.

Remember to document the copyright of each entry, that is where you took the pattern from or inspiration for your creation. It is very important. If you have not documented it on your entry we will be calling to ask for it.

Also if you intend to sell anything that is entered, please let the person who will be purchasing your wonderful work know that they may take it AFTER the Show. Since all of the entries are placed according to the entry form, numbered and catalogued in our Program

Book, as well as the CD, it is important that whatever is entered can be found at the Show. Every entry no matter how large or small is important to us and the presentation of the Waterloo County Quilters' Guild exhibition.

We are almost finished preparing the Raffle Tickets for sale, in March. The quilt is finished and almost ready for presentation at our meetings. We want to thank all of the people who worked on this project, especially Marilyn Farquhar, Marsha Clarke, a dedicated group of quilters who appliquéd the leaves, and Trudy Dey who quilted it. Of course thank you to everyone who contributed blocks for this lovely quilt. We hope that everyone will sell tickets when the time comes so our charity can benefit from our hard work.

Happy quilting.

Marg Cassel, Colleen Robertson
Quilt Show Co-Chairs

QUILT TOP NEEDED


Each year, a guild member supplies a quilt top to be quilted by our membership during quiltfest. Many of you have enjoyed participating in these days at Joseph Schneider Haus.

If any member has a top ready to be quilted or could have one ready by mid May, please let me know.

Here are a few things to remember if your quilt top is used. There is an expectation that you would be involved in the quilting at Joseph Schneider Haus and would help recruit and contact volunteers. This is not difficult as many of our members look forward to these pleasant days. Your quilt may be quilted by many eager members with varying degrees of skill level.

Looking forward to a couple of days of quilting at Joseph Schneider Haus again this May and I'm looking forward to hearing from someone who has a quilt top they would like to contribute. Thanks.

Judy Pearce



March 2013 Retreat

Waterloo County Quilters Guild retreat is planned for

BRENTWOOD ON THE BEACH

MARCH 14 TO 17, 2013

NEW and OLD members and NEW QUILTERS are welcome!

Cost is \$304.00 for Friday to Sunday and \$380.00 for Thursday to Sunday (if you wish to add a 4th night, cost is \$75.00).

We are planning a block exchange and a mystery quilt that is very suitable for beginners - instruction for beginners will be available.

We will also be working on some projects that will be suitable for the Guild Boutique at our 2013 show.

Please contact Megan Stauch at megan.stauch@rogers.com or at [519-748-1254](tel:519-748-1254) for more information and to save your spot!

Library Lost & Found

A brand new quilting book was recently left in the library. If you have lost a newly purchased book and would like it back, please contact Ruthanne Snider to identify it and she will gladly return it to you.

Thanks

Ruthanne

Trip to Washington

On our recent trip to Washington, Mum (Shelagh Hitchens) and I had a real treat. Her friend Alice (in the centre of the photo), also an avid quilter, took us to the Jinny Beyer studio in Virginia. It definitely was well worth the trip. The drive there was really pretty, and the store has a bolt of every current fabric in the Jinny Beyer lines. The store samples were incredible also. I know I was tempted by a few kits. As you can see, Mum already has bought her treasures. I found this very colourful border print. I was amazed when I found it, as it matches some fabric at home that I haven't known what to do with for at least 5 years. It's black with little squiggles of pink, green, blue - exactly the shades in this print. And of course, a few other things found their way into my stash. Between Jinny's studio and the other 3 places Alice took us, we did our bit to help the American economy! So if you're headed that way, make sure to include the studio on your list of things to do.

Sally



Mannheim Quilting Day



Wednesday January 9th

Start the New Year by coming out to Mannheim. Perhaps you could make Mannheim one of your New Years resolutions. Think of all the F.R.O.G.S you could finish. It's sunny and warm at Mannheim-no need to fly to the beach. If you can't make the whole day, just a few hours will lift the January blues. Bring your lunch/snacks/beverages. Fast food is just a short drive away.

Directions to Mannheim are in your membership book or on the web site under Community Events.

Hope to see many of you,

Fabia Joyce & Bernice Gammy

The Inch Across Canada Challenge

We are moving! Our guild, alone has sewn over 23,000 inches so far. Thank you for totaling the inches up and putting them on a paper for Kathy and Madeline. Please do so for next meeting. We can have lots more inches recorded for the red and green theme quilts we have for the holidays as we add these to our regular quilts. I might have a FROG one done since I am trying to do them early.

Also, we have been given permission to hand in the inches of the quilted creations that we will be giving as presents in December and won't be in your possessions in January to add to our totals. Remember this challenge only goes to February! (The reason is that quilters are honest people...how refreshing to hear this truth!)

Bonnie Murdoch


Taking the Mystery Out of the Kaleidoscope Quilt

This traditional quilt block is made with an isosceles triangle template (an isosceles triangle has two sides of the same length). For the kaleidoscope the angle between these sides is 45 degrees. The template provided results in an 8-inch block. The height (from the point of the 45 degree angle to the base) of the triangle is 4”.

To create a different sized block you can lengthen or shorten the equal sides of the triangle on either side of the 45 degree angle, making sure that they remain equal and the 45 degree remains true.


You need 8 triangles for each block to form the octagons. They should be alternating with contrasting relative values of dark and light. Make as many octagons as you need for your quilt top and divide them into two piles, A and B.

Next add four corners to each octagon as illustrated below. *Please note that in this version of the Kaleidoscope Quilt all corners are light.*




Block A

Sew light corners to the dark triangles.



Assemble the completed blocks alternating A and B as illustrated:




Circles wonderfully emerge if the colour is correctly placed.

Trim point here.

Block B

Sew light corners to the light triangles.



Isosceles Triangle
Template

Corner Template

These templates are for an 8-inch kaleidoscope quilt block. The dotted lines are cutting lines.

If you are interested in drafting various sizes of the kaleidoscope block, there is a very clear tutorial at the following website:

<http://jantspatchworkschool.com/patchwork-tips/traditional-quilt-blocks/101-kaleidoscope-quilts.html>

Fabrics & Quilts




Country Patchworks
Woodstock, Ontario

Ph. (519) 537-8753
515533 11th Line
R.R.#3 Woodstock, ON
N4S 7V7

www.countrypatchworks.ca

...Worth the Drive to the country!



REICHARD'S
THE QUILTER'S STORE

4 Hachborn St,
St Jacobs.
519 664 3307
Mon-Sat. 9.30-5pm
Open Sunday 12-5 starting April
Show your guild card for a 10% discount



**Fabric, Quilting Supplies,
Ready & Custom Made Quilts**

3991 Perth Rd. 107, Box 223, Shakespeare, ON N0B 2P0

THE QUILT PLACE

HEATHER STOCK
519-625-8435
e-mail:
heather@thequiltplace.ca




De Olde Fabric Shoppe

Over 2000 bolts of exquisite designer quilting fabrics to browse.

Large variety of kits, books, patterns and notions.

Register online for our Friday Freebie Offers

327 Erie St., Stratford, ON, N5A 2N1 519-273-5773
www.yeoldefabricshoppe.com yeoldefabricshoppe@rogers.com

If you're looking for a reason to purge your linen closet, I'm looking for vintage "whitework" for use in a quilt project. "Whitework" is typically white embroidery on white fabric. It can be on either linen or cotton fabric from tableclothes, pillow cases or towels etc. in reasonable condition. Stains and holes are fine as they will be trimmed off.

These items can also contain fine drawn threadwork or small cutwork, which is fine, but not necessary, however, lace and battenburg are not appropriate for this project. If you're looking for a good home, just let me know or bring them to the guild meeting.

Thanks so much.

Marilyn Farquhar



Trudy's Quilting Service
Trudy Dey
Edge to Edge & Custom
Long Arm Machine Quilting
Waterloo, ON.
519-888-6278
Email: trudy.dey@happydeys.ca

**Happy
Quilting...until we
sew again!**