



Scraps of Wisdom

June, 2009

from the Waterloo County Quilters www.wcquiltersguild.on.ca

President's Message

A colourful and entertaining trunk show by Sherry Hisey was enjoyed by all at our meeting last month. We should be seeing many of her patterns at "Show and Tell" in the future.

Many thanks to our members who donated a total of \$341.26 to the Maggie Kaljas fund.

This is my opportunity to thank the many people it takes to run the various events and programmes that our membership enjoys. Thank you to Betty Dietrich and Lynne Fisher, who have taken care of arranging the hanging of members' quilts at the Kitchener Public Library meeting rooms, and who are stepping down from this position.

Paula McDermott and Jean Carberry are stepping down after 8 years of coordinating the Memory Quilt programme. Their efforts have been very much appreciated by recipients of quilts, as well as members who have had the opportunity to participate in this programme. Many thanks to both of you for your service.

Doreen Bone and Colleen Robertson, as past presidents, have completed their terms as elected officers. It is certain they will continue to contribute to other guild activities in the future.

Ingrid Carter is moving on to other things after serving as our chair of the Membership committee this year. She took this position hesitantly, and has served diligently and with increased confidence. The executive very much appreciated her acceptance of this time-consuming and detailed job. Well done Ingrid, and enjoy your summer off.

Shelagh Hitchens is taking a well-deserved rest after serving as our Newsletter editor, following her stint as Membership chair. Your attention to detail and presentation, in both capacities, has been awesome. You will be missed.

Thanks to Bev Bechtold for her inspirational raffle quilt and coordination of that event. Your continued support, after all these years, in the activities of this guild is amazing.

Thanks to the many people who coordinated all the outreach programmes. Your involvement is uplifting.

These activities are the foundation of our guild. As to the executive, those leaving and those remaining on board for next year, you have been tremendous. The time you have given is beyond words. Your dedication, ideas, energy and contribution are immeasurable. All we have achieved for the benefit of the guild this year is due to your efforts and support. Most importantly of all, I have enjoyed your friendship. It will be my pleasure to continue working with you next year.

Hopefully, our membership will enjoy a fruitful, healthy and happy summer including time to complete quilts for our September show. See you all then.
Carol

PROGRAM NOTES

June

Our final Guild meeting for the year is a Guild Social and our Annual General Meeting. This meeting is only open to Guild Members and will be held in the evening starting at 7:30 PM. Members whose last names start with the letters M through Z are asked to bring a dessert or fruit to share. Please join us for some wonderful door prizes and a review of this year's activities. Don't forget to bring your coffee mug!


Mannheim Quilting Circle

Thanks to all who made the Mannheim Quilting Circle a fun event this year.

We have learned many new things and have had a few laughs along the way.

We will resume again on October 14, 2009

Fabia Joyce and Bernice Gammy





MEMBERS' CORNER

This is your space. Let us know what you are doing, quilts in shows, classes, workshops you've attended - anything which you would like to share with the other members. We look forward to hearing from you.



We Need You!



The executive positions for 2009-2010 have almost been filled. However, there may be nominations from the floor at the AGM.

We are still looking for a vice president (or two co-vice presidents). Are you able to fulfill this position? Would you like more information about the job description?

If you have questions or have made a decision please phone Marilyn Hollinger 519-747-3439 before Friday, June 12.



On the far side of Lake Erie

I recently returned from just outside the Sandusky (Ohio) area and have found 2 great quilt stores. The Nautical Needle is on Rte 269 in a quaint town called Marblehead. The Nautical Needle carries a lot of nautical themed fabrics for the fishermen or boat lovers.

Just south of Fremont in a town called Bettsville on Rte 12 is the Door Mouse. The first time I visited this converted barn now quilt store I was overwhelmed with the variety as well as colours that are available to a quilter. You can find themed fabric like golf, fishing, billiards, even the Wizard of Oz. The owner is always very happy to help you with your request, or as I call it, if she can't find what you are after I don't think she has it. The fabric is arranged by colours and is like a kaleidoscope to see. You can easily spend hours in the Door Mouse just browsing around.

I highly recommend both of these stores to you if you are in the Sandusky area.

Sue Findlay

Mystery Quilt

WOW! The time has finally arrived! Bring in your quilt top for June and have a chance to win a prize. Show everyone how much fun you had receiving monthly clues.

Doreen Bone



WHO WANTS TO PLAY "EYE SPY?"




Over the summer collect 10 fat quarters (or use your stash) of children's fabrics with small identifiable prints (balls, bugs, flowers, animals, etc.). You will need to cut 20 4"x4" squares (10 fabrics x 20 squares =200 squares) to share with fellow "EYE SPYERS". If we get 20 people, each person will get 200 different squares that will make a quilt 46"x52" , before sashing or borders. I will have a sign-up sheet at the June and Sept. meetings.

Joline Freund



Super Simple Summer Stash Buster

It seems as though the guild members want to keep our sewing machines in operation all summer! See page 9 for Lisa VanGalen's instructions. As Paula McDermott says: "Quilt until you wilt!"



KW Quilt Show 2009 - September 25 & 26, 2009 - Setup day Thursday, September 24

Quilt Show Entry Forms - due at the June 17th, 2009 Annual Meeting

The Quilt Entry Forms are due at the June 17th Annual Meeting (remember this is an evening meeting only). If you require assistance with a photo of your entry you may bring your entry to the June meeting where we will have someone available to take a picture for you. Please see the May Newsletter for the process to follow for your Challenge Quilt entry.

Show Advertising Magnets - Jan Hember

We will continue to take donations at the June meeting of completed magnets, cut 6-inch squares, or yardage. Thanks again for your continuing help.

Sign Up for St. Jacobs Farmers' Market Days - Jan Hember & Elizabeth King

Please bring your calendars to the June meeting and sign up to help sell raffle tickets on the following Market Saturdays: June 27, July 11, July 25, August 15, August 29 and September 5. You may also give Jan or Elizabeth a call to sign up for your choice of time(s).

Raffle Quilt Tickets - Judy Cumming

Please remember that the June meeting is the last chance to pick up your raffle tickets before the summer break. Judy will be doing a draw at the June meeting from the names of members who have already sold and returned their money and ticket stubs, so bring your ticket money by the June meeting to get your name into this draw.

Small Quilt Draw - Paula McDermott

I would like to thank everyone who donated a quilt to the "Small Quilt Draw" for our September show. We now have fourteen. Double this amount would be a perfect number for the show. Please consider making one or two. I will be taking them right up to show time. Have a great summer.

IDIOM Challenge Quilts - due at the June 17th, 2009 Annual Meeting - Pat Lockyer

The members in attendance at the June Annual meeting will be voting for their favourite Challenge entry. We are asking that for the display at the June Meeting, the Challenge entries DO NOT identify the maker on the front. We DO want to know what the IDIOM is though, so we are asking that you attach a small paper label stating your Idiom on the front of your entry so that viewers can easily see it.

KW Quilt Show 2009 Flyers and Posters - Laura Bristol

The June Meeting is the last chance to pick up flyers & posters. Please help out by posting and handing out our Quilt Show information. Our Quilt Show advertising is dependent on the members getting the word out via, flyers, posters, charm magnets and the sale of raffle tickets. If you are travelling to out of town Quilt Shows, Quilt Guilds or Quilt Stores and could deliver some flyers please give Laura a call. It will help her out in her effort to disburse the show information.

Show Volunteer Sign-Up

The Show Volunteer sign-up sheets will be at the June and September meetings, so please come prepared to sign up for a show job. There are lots of opportunities to help out and we do need your help. Remember, all members who sign up to volunteer for the show will be admitted free to the show.

Remembering

A feature of many of our past shows has been an area set aside to remember deceased members of the guild. We would like to see this happen for our 2009 show but it will take a few members to volunteer to help with the contacting of the families of deceased members and collecting items for the display. Kathy Bissett has offered to set up the display items at the show. If this is something that you can help make happen, please let me or Kathy know.

Show CD

Can you help with the making of a CD of the KW Quilt Show 2009? We have several photographers we can call on but we really need help with the manipulation of the photos and their placement into the Power Point setup that we used for our last show CD. Please let Jean Carberry know if you can help out.



Quilt Show cont.

Quilt Rack Setup & Transportation to the Show

If you know that you are going to be available for September 24th to help with the set up of the white PVC quilt racks please let Jean Carberry know or put your name on the volunteer sign-up sheet. Since we will be using the same quilt racks for all our future shows it will be helpful to have a team knowledgeable about the setup. This team could then be available for future shows and also available to help train new members. We will be renting a vehicle (hopefully on the Wednesday, September 23rd) to transport the racks to RIM Park. Please let Jean know if you would be available to help with loading our racks into the rental vehicle and unloading the racks at RIM on the Wednesday. Your help with this job would be greatly appreciated. Also, if you have a suggestion as to a good place to rent a vehicle please let Jean know. Thanks.

Show Tea Room

Your Show Committee has recently been informed of the City of Waterloo's new Food Service Policy. Based on this policy we will not be able to do a Tea Room as we did at the 2007 show. We are in the process of asking the City for an "Exception" to their new policy that would allow us to serve our usual refreshments. We can hire a Professional Caterer to provide a Tea Room and we are currently looking into this option. If you have any recommended caterers for us to contact to research this option please call Colleen Robertson . Thanks.

Memory Quilts

We would like to thank all the members of the guild who have participated in some way in the making of the Memory Quilts: making a quilt, donating fabric or coming to the Bee day at Mannheim. We wish we had kept count of how many quilts we donated to the hospital. We will also cherish all the new friends we made.

In September Lynne Thomson-Haven and Doreen Bone will take over looking after the Memory Quilts. We will have Memory Quilt Kits available at the June meeting.

Thanks again, Paula and Jean

WCQG Celebrating Members Who Make a Difference

Starting in September 2009 the WCQG will be celebrating its 25th year as a guild. This vibrant guild could not have become what it is today, without the volunteer commitment of members throughout the years. As part of our anniversary celebration, a *special volunteer* will be honoured each month. These are individuals who have gone above and beyond in their contribution to the guild.

The role of the WCQG volunteer is varied. Some volunteers are often before us during meetings, arranging events and organizing outreach projects. Other volunteers work quietly in the background for a variety of guild projects and/or continuously donate work to outreach projects. The volunteer might be the quiet quilter who submits lots of quilts to projects, or a volunteer who contributes a great deal of her time.

All members are invited to nominate one or more *special volunteers* whom they feel are worthy of recognition. Each nomination should be submitted as a single page of up to 150 words describing the nominee's contribution to the guild. Keep in mind that our anniversary celebrates all 25 years of the guild's activities. Please sign your nomination. The volunteers selected might represent a variety of "eras" within those 25 years. Each selected *special volunteer* may be featured in an edition of *Scraps of Wisdom*.



Current members of the guild's executive are ineligible for nomination. Please email your nomination to the guild email address: wcqg@wcquiltersguild.on.ca or place it in a box which will be available at the April, May, and June meetings.

The following form has been created to simplify the process.

I nominate _____ for the Volunteer Recognition Award

because: _____

Signature: _____ dated: _____

I nominate _____ for the Volunteer Recognition Award

because: _____

Signature: _____ dated: _____

I nominate _____ for the Volunteer Recognition Award

because: _____

Signature: _____ dated: _____



On the Calendar 2009

- ⇒ **March 7-June 7, Quilt Treasures from the WCMA Collection.** See Wellington County Museum website for details
- ⇒ **June 5-7, The Fabric of Our Lives,** presented by the Trent Valley Quilters' Guild, Trenton. For more information: nickersn@reach.net
- ⇒ **June 12-13, Quilts by the Bay,** Owen Sound. For more information: Ruthann.carsons@sympatico.ca or www.bluewatersquiltersguild.blogspot.com
- ⇒ **Sept 25-26. K-W Quilt Show 2009.** RIM Park
- ⇒ **Oct 2-3, A Gathering of Quilts,** presented by Royal City Quilters' Guild, Guelph. Royal Canadian Legion 919 York Rd. (Hwy 7 East), Guelph. Admission \$5.00, Free parking. Further details: email: jquilterames@sympatico.ca
- ⇒ **Oct 19-24 Quilts from Ireland.** Ailsa Craig. More information to follow.

Call for Entry

Threadworks 2010 Travelling Show. "Trees". Entries must be received by April 12, 2010. For more information contact Susan Dunlop, Wellington County Museum and Archives. Email: susan@wcm.on.ca

Quilting at Joseph Schneider Haus

Several Guild members participated in a quilting bee at JSH on May 25, 26, 27. The featured quilt belonged to Betty Dietrich. She called it "Out of the Drawer". Betty pieced this by hand in the 1980's while sitting by her father's hospital bed. The photo was submitted by Marilyn Hollinger and shows Cathy Potvin, Colleen Robertson, Mary Snyder, Betty Dietrich and Marilyn Hollinger.



Fabrics & Quilts



Country Patchworks

515533 11th Line RR#3 Woodstock ON
Owned & Operated by
Debbra Eddy

519-537-8753
www.countrypatchworks.ca

Cherished pieces



Fabrics to delight your senses!
Exceptional quality & selection at fair prices.

Call or email for a shopping appointment
519-842-6933 cynthia@cherishedpieces.com

Or, shop securely 24/7 online
www.cherishedpieces.com

Established reputation for rewarding shopping experiences. Tillsonburg, Ontario



Quilt Works
of London

**Featuring fine cotton fabrics, books, patterns, notions & kits.
Long Arm Quilting Services.**

699 Wilkins St.
London ON
(519) 668-7470

From hwy 401, go 2 miles
north on Wellington Rd
www.quiltworks.ca

Waterloo County Quilters' Guild

P.O. Box 38044, Waterloo, Ontario, N2J 4T9

Email: wcqg@wcquiltersguild.on.ca

- Monthly meetings take place on the 3rd Wednesday of the month, at the Albert McCormick Community Centre, 500 Parkside Drive, Waterloo, in the Community Room (use the Library entrance).
- To accommodate our large Guild, we have an afternoon meeting and an evening meeting each Guild day, with identical content. Meetings are usually 1-1/2 - 2 hours.
- Guests are welcome at all meetings (except the June business meeting): \$7 at the door (includes a coupon towards membership).
- New membership: \$40 (includes nametag).
- Renewal membership: \$35 per year.
- Guild pins (available at membership table) \$6.
- The Guild is run entirely by volunteers and help is always appreciated. Just speak to anyone on the Executive to get started.
- Executive Committee meetings are held on the 4th Wednesday of the month at 7:30 p.m. in the Community Centre.



Meeting Checklist:

- ✓ Your nametag/lanyard
- ✓ Books to return to the Library
- ✓ Smile quilt, if you have one to donate
- ✓ Memory quilt, if you have one to donate
- ✓ Show & Tell quilts
- ✓ Books & magazines to donate to the library
- ✓ Zehrs' tapes
- ✓ Touch Quilts, if you have one to donate
- ✓ Raffle tickets and money
- ✓ Fabric for Rag Coat
- ✓ Mystery Quilt if you participated in this
- ✓ Coffee Mug for refreshments
- ✓ Volunteer Recognition nomination(s)

The newsletter is published 9 times a year. There is no newsletter in December, July or August.

The deadline for submissions is the **4th Wednesday** of the month and can be made by email to the guild address, or by Canada Post to the guild mailbox.

Submissions by email will be confirmed by email. Due date for the **September** newsletter will be **August 26th**

Next Guild meeting:

June 17, 2009

Annual General Meeting

Evening Only

- 6:45 p.m. Library opens
- 7:30 p.m. Meeting begins



Summer Special

20% off

Wide Backings

(June, July, August)

Workshops

- * Landscapes with Judy Gascho-Jutzi, June 16th or 20th
- * UFO Saturdays with Linda, June 13th & July 11th
- * Summer camp with Sandra Thomas, July 13th - 17th
- * Carry bag with Judy Gascho-Jutzi, June 23rd or 27th
- * Wednesdays with Sandra

Classroom Available

Do you or your organization need a room for meetings or workshops? Drop by and check out our facilities.

Call for 519-584-2130 for further details

Full Moon Frenzy

Saturday, June 6th, 9am-4pm

Tuesday, July 7th, 10am-8pm

Wednesday, Aug. 5th, 10am-8pm

**30% off all regular priced fabrics
& 15% off all other regular priced items**

321 Lancaster St W. Kitchener ON N2H 4V4
519-584-2130 fax 584-2931

Hours: Mon. - Fri. 10am - 5pm Sat. 9am - 4pm
creativesisters@bellnet.ca www.creativesisters.ca




The Olde Crow
 78 Metcalfe Street
 Elora, On
 ★ Fabric & Notions
 ★ Clubs & Classes
 Did you know that at The Olde Crow
 when you buy 1 metre you get a free fat 1/4*
 (see store for details)
www.theoldecrow.ca
226-384-CROW
 Want 2 stay in the loop? Give us your email
 2 get the scoop!



**The Place to purchase
 ALL your quilting supplies
 Batiks, Asian, Thirties,
 Black/White
 100's of Books & More**

**3991 Perth Rd 107, Shakespeare, N0B 2P0
 (South of the lights)
 A Short 30 min. from K-W
 519-625-8435**

Mon. to Sat. 10-5:30, Sun. 12-5:00

'Among Brenda's Quilts' Trunk Show - June 1st-30th

Email: heather@thequiltplace.ca



252 Dundas Street

Waterdown ON L0R 2H4

Phone: 905-689-3434

www.quiltersdream.ca

Monday - Saturday

Hours: 9:30 am - 5:30 pm

OPEN SUNDAYS

Noon - 5:00 PM

QUILTING CLASSES
Beginner to Advanced
Block of the Month
Pizza Parties

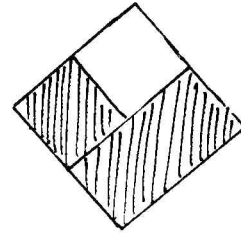
- **Fabrics/Notions**
- **Quilting Classes**
- **Machine Embroidery Classes**
- **PFAFF Sewing/Quilting/
Embroidery Machines**
- **Sewing Classes**
- **Sewing Machine Repairs**
- **Classroom Rental**
- **Finished Quilts**

Super Simple Summer Stash-buster

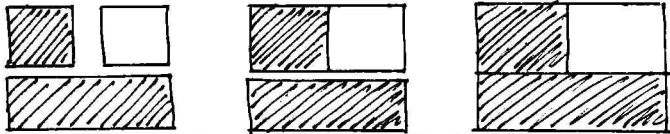
Ever wondered what you were going to do with all those 2 ½ inch strips and squares we all save from our various projects? Here is one simple quilt that can use any colours you like and can be as large as you like. For this one, I used 80 “hearts” and 63 background squares.

Each “heart” square is made up of three pieces:

- One 2 ½ inch by 2 ½ inch square of your background colour.
- One 2 ½ inch by 2 ½ inch square of your “heart” colour.
- One 2 ½ inch by 4 ½ inch strip of your “heart” colour.



Join together the two squares and press to the dark side. Join the squares to the strip. For consistency, choose either the top left or top right for the “heart” square when sewing these together. Press to the dark side. You will now have a 4 ½ by 4 ½ inch square which shows the “heart” when put on point.

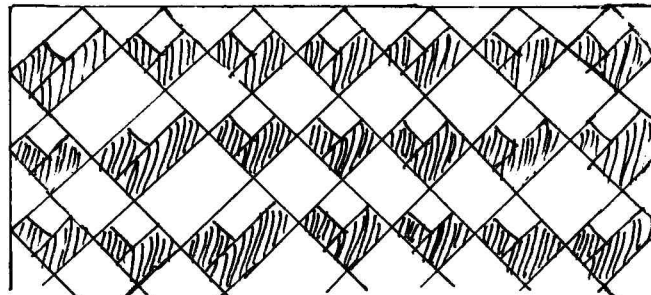


These squares can be made individually based on your fabric choices / available scraps, or chain pieced by making 2 ½ inch strips of the background colour and your “heart” colours.

From the background fabric you will need:

- Sixty-three 4 ½ inch background squares. These can be cut from 4 ½ inch strips or fussy cut depending on your background choice.
- Eight 7” squares, crosscut diagonally twice to make thirty-two triangles for the edges.
- Two 4” squares, crosscut diagonally to make four triangles for the corners.

The quilt is sewn together in diagonal strips, starting with the upper left hand corner. Lay your pieces out so that there are ten rows with eight hearts each with a row of background fabric in between. As you sew each row, you will add triangles to the outer edges to make the rectangle. This means that for the first strip you will use one of the thirty-two triangles on each side of a heart with one short side of the triangle sewn to the heart and the other short side to the bottom of the strip. Press the seams to the dark side. The next row uses one heart, a background square, and one heart, with the triangles on the ends. Continue adding strips in this manner but watch your layout to keep the rectangular shape. After you have all the strips sewn, sew the strips together in the order you made them (upper left to lower right), then add the corner triangles.



The finished size of this section should approximately be 44” by 56”. The border choice and bindings are up to you. I chose a 2 ½ inch border and top-stitched around each heart to set it and filled the edges with insects as that suits my fabric choices.

Enjoy!

Lisa VanGalen

(Quilt design inspired by Vicki Good’s pattern shown in Australian Country Threads.)