

# Scraps of Wisdom

## Co-Presidents' Message : Great News!

We have nominees for all of our vacant positions. Thank you to all those who came forward to volunteer to fill positions for the coming year and following year.

We have Eileen Fennell, President; Kathy Langill, Past President; Lilla Hall, Vice President; Robin Bogaert, Secretary; Debie Wettges, Evening Librarian; and Kathy Langill, Program Chair.

We knew we could count on you! We would also like to thank everyone for their kind words and support this year.

See you at the AGM! - Kathy Langill & Eileen Fennell

Yes! Show and Tell will happen at the June meeting, along with the AGM. Evening only!



The Waterloo County Quilters' Guild provides an opportunity for quilters to learn in a supportive, sharing, social environment. We encourage you to get the most out of your membership by becoming more deeply involved in the guild.

### Inside this issue

Fort McMurray.....	2
Vikki's Using Up Scraps #6.....	3
Library News.....	4
PAL Quilts.....	4
CQA/ACC Thank You & Draw.....	5
Strategies.....	6
Memory Quilts.....	6
Membership Renewal.....	7
Threadworks 2016 Juried Show.....	7 & 8
Mannheim.....	9
Quilt Raffle Update.....	9
Quilts of Latvia.....	10
Classified.....	11
St Jacobs Schoolhouse Theatre.....	12
Nesty Owls.....	12
New Hamburg Relief Sale.....	13
Grand River Modern Quilt Guild.....	14
Robin Bogaert.....	15
Focus on Quilting.....	16
Quilting Months Ahead.....	16
Your Executive.....	15

## Your Guild Membership is now due. Please see page 7 for all the details

### WCQG AGM & June Social

The Annual General Meeting and June Social will be held on June 15th. It is an evening meeting, starting at 7:00pm. Please plan to arrive a few minutes earlier if you are bringing food. Members with last names ADAMUS to GAMMY are asked to bring SAVORY appetizers, for 5 or 6 people. Members with the last names from GASCHO-JUTZI to LAJOIE are asked to bring SWEET appetizers, for 5 or 6 people.

We still need volunteers from the last half of the alphabet, LANGILL to ZURBRIGG, to help set up and clean up. Dig out your favorite recipes... savory: dips and spreads, paté, cheese & crackers, bruschetta, small sandwiches, pinwheel wraps, meatballs, tuna tarts, quiche, etc. Sweet: cookies, bars, squares, cupcakes, fruit, tarts, eclairs, etc. These should all be finger foods that DO NOT require utensils to eat. - Grier Rennie and Ruth Hicks

## FOR ALL THOSE WHO WOULD LIKE TO MAKE A DIFFERENCE TO THE RESIDENTS OF FORT MCMURRAY...

### Quilts for Fort McMurray

We have all heard of the many people who lost everything due to the recent forest fires in Fort McMurray, Alberta. To help these people, we are looking for donations of quilts of any size, to be forwarded to those in need.



Photo credit: www.macleans.ca

As in the Calgary and High River floods of 2013, there are a number of groups in southwestern Ontario who are working on quilts to this end. We are investigating ways to have this work transported to Fort McMurray by the end of the summer.

For the Kitchener– Waterloo area, 2 members of the Waterloo County Quilters' Guild will act as contacts. They are **Ruth Hicks 519-579-2367** and **Kathy Pegelo 519-744-3816**. Ruth will store all collected items for the guild.

NEWS UPDATE



*Canadian Quilters' Association /  
Association canadienne de la courtepointe*

[HOME](#)   [QUILT PROFESSIONALS](#)   [EVENTS](#)   [AWARDS](#)   [GALLERIES](#)   [SPONSORS](#)   [SHOPS & SHOPPING](#)   [CONTACT](#)

**Quilt Donations for Fort McMurray**

The citizens of Fort McMurray are being given the green light to return to their homes. CQA/ACC members wishing to donate quilts to Fort McMurray residents can do so by shipping your donations to a depot in your area or to: Erie Quilt Art Inc., Unit 5 – 2928 18 St. NE, Calgary, AB Canada T2E 7B1. Thank -you to CQA/ACC member Gail Heller for offering this space and to all who are donating to those in need.

Share with the quilting world what you are doing so please email [socialmedia@canadianquilter.com](mailto:socialmedia@canadianquilter.com) with pictures and details.

Board of Directors, CQA/ACC.

# Using Up Scraps #6 with Vikki MacDonald

## Square in a Square Presented by Bonnie Murdoch


The Square in a Square block is made with a centre square and two side squares cut diagonally into triangles. The math formula used to determine the cut size of the corner squares is the finished square size divided by 1.414 plus .875 and then rounded up to the nearest 1/8".



If the centre square's <b>FINISHED</b> size is	the <b>CUT</b> size of the two corner squares is
3"	3"
4"	3 3/4"
5"	4 1/2"
6"	5 1/8"
7"	5 7/8"
8"	6 5/8"
9"	7 1/4"
10"	8"



For an additional scrappy look, the square in the centre does not have to be a plain square. One possibility is to use a sixteen patch for the centre square.



## Easy "Trellis Effect" Scrap Quilt

Cut squares of 5" or 6" (suggested) diagonally. Measure the diagonal and cut a strip 1 1/2" wide by the length of the diagonal + 2". Insert the strip and square the block.



Arrange in sets of four



and let it grow!





**OUR ROW IS READY**

*Sew... save the date*

**STARTS** on Tuesday, June 21st



*Creative Sisters Quilt Studio*  
321 Lancaster St. W.  
Kitchener, ON N2H 4V4  
519-584-2130  
[www.creativesisters.ca](http://www.creativesisters.ca)

## Palliative Quilts

Thanks to all of you who have donated quilts to this new cause this year. In total, 20 quilts have been dropped off at Lisaard House and Innisfree House. They have certainly been admired and appreciated! Three of these quilts are pictured here.

Please continue to keep this cause in mind as you quilt over the summer. - Judy Siegner



Scraps of Wisdom - June 2016

**Left** - Pieced and machine quilted by Silvia Cadman



## Library News

Thank you to the ladies who helped out at our May inventory. Because we held the inventory early this year, guild members will now be able to borrow 5 books for the summer break! Thank you, also, to those who participated in the our Library Challenge: we will be selecting our prize winner at the month's meeting.

Tamara, Margaret and Ruthanne



**Above** - *American Wildflowers* - pieced by Caring Connections, machine quilted by Creative Sisters



**Above** - Pieced and machine quilted by Linda Weinstein

*"The CQA/ACC would like to thank the Waterloo County Quilters' Guild for its generous sponsorship of Quilt Canada 2016. In appreciation we are offering you a one-day admission pass to Quilt Canada 2016 and one social media ad on all our sites.*

*Bonnie Rankin, Secretary, Canadian Quilters' Association"*

As a result of this gift, **we will have a draw for the one-day admission pass at the AGM** on June 15, 2016. If you are planning to attend Quilt Canada 2016 on the Thursday, Friday or Saturday and would like to win this free pass, please see Madeline at the membership desk for a ballot when you sign in before the AGM.

Proud Sponsor



[www.canadianquilter.com](http://www.canadianquilter.com)

## 2016 QCA/ACC QUILT CANADA

**June 15 - 18 International Centre, Mississauga**

For information on

Quilt Canada: <http://canadianquilter.com/events/quilt-canada-2016.php>

Workshops and lectures: <http://canadianquilter.com/events/quilt-canada-2016.php>

Volunteering: <http://canadianquilter.com/events/quilt-canada-2016-jobs.php>

"Slices of Market Life" has been entered into CQA/ACC Quilt Canada by It's Been A Slice



Marsha Clarke   Audrey Vrooman   Natalie Dudycha   Marilyn Farquhar   Nancy McCracken   Marg Notar   Elizabeth Schneider

## Strategies

A collection of all the "Taking the Mystery Out Of..." block strategies presented at guild since 2011 by Vikki MacDonald have been kindly compiled for us by Kathy Bissett. They look fantastic now that they are all computerized and put into colour. There are still copies available for \$10. Please see Madeline Hughes to purchase one.



## Memory Quilts

A big thanks goes out to the members who were willing to take the time to make white memory quilts. These quilts are given to Muslim and Hindu families who lose a child at birth. Fourteen quilts were delivered to the hospital in March and they were gratefully received and sorely needed.

Thank you also to the executive for providing the funds to purchase the materials needed to make the quilt kits. The generosity of our members knows no bounds!

- Pamela Clarkson, Memory Quilt Committee

**CREEKBANK Sewing Machine SHOP** made to create **BERNINA**<sup>®</sup>

*Your One Stop Sewing Shop*

- Sewing Workshops
- Embroidery designs & Supplies
- 100% Cotton Quilt Fabrics and sew much more

Service to all makes  
Vernon & Minerva Knorr  
**519-323-2693**

**Laleham Willows Quilting Retreats and Long Arm Services**

Offers quilting retreats in South Western Ontario  
Join our Frequent Quilter's Club.  
website: [www.lalehamwillows.com](http://www.lalehamwillows.com)

Phone: 519-400-7354  
Email: [Brigitte@lalehamwillows.com](mailto:Brigitte@lalehamwillows.com)  
Email: [Monica@lalehamwillows.com](mailto:Monica@lalehamwillows.com)

**SEW EASY**  
D.I.Y. Quilting and Sewing

Grier Rennie  
31 Greenbough Court  
Kitchener, ON N2N 1L8

226.647.3107  
[seweasystudio@gmail.com](mailto:seweasystudio@gmail.com)  
"Helping you to do it yourself"

**Fabric, Quilting Supplies,  
Ready & Custom Made Quilts**

3991 Perth Rd. 107, Box 223, Shakespeare, ON N0B 2P0

**THE QUILT PLACE**

**HEATHER STOCK**  
519-625-8435  
e-mail: [heather@thequiltplace.ca](mailto:heather@thequiltplace.ca)

The **Grand National Committee** now has a volunteer to help with the data entry for the 2017 show, *Oh! Canada*. However, additional volunteers for the committee would be most welcome. If anyone is interested in working with us, please call or email Kathy Bissett.

## Membership Renewal Time

There will be a draw for a free membership if you renew in May or June. We had 52 people renew their memberships in May. Now is your time!!!

The membership form is on the website under "Membership". You can fill it in and print it and bring it to the June meeting OR you can fill in a form at the membership table at the meeting. There will be membership forms as well as envelopes available there. **PLEASE, PLEASE, PLEASE** bring a cheque or the exact amount (\$40 for new members, \$35 renewal & \$10 for junior membership) in an envelope. This will mean the lineup will not be long, and you will have more time to socialize or get your 5 library books for the summer. I will still be taking pictures for the members' handbook. - Madeline Hughes



Ilene Atkins - "Autumn at Snyder's Flats II" in the **Threadworks 2016 'Flashback' Juried Show** at the **Wellington County Museum** during Quilt Festival Week.



**DON'T FORGET TO SIGN IN AT THE MEMBERSHIP DESK AND GET YOUR DOOR PRIZE**

**DRAW TICKET!** It is important for fire regulations that we know how many people we have in the community centre especially during the afternoon meetings.




Above and detail at left "Nan's Tales" by Mary Kroetsch of Guelph, ON  
Hand Stitching Award

**More from the Wellington County  
Museum Threadworks 2016  
'Flashback' Juried Show**



Right and detail above "A Journal Opens  
Windows on the Past: Threadplay 2015 by  
Patricia Menon of Fonthill, ON





## Mannheim Quilting and Sewing Circle

June already? Join us for our last Mannheim Quilting and Sewing Circle of the year, on Wednesday June 8th, from 9am to 4pm. We'll be celebrating the nice weather with a potluck lunch, so bring a dish to share, along with the sewing project of your choice. All guild members are welcome. Tea and coffee will be served. Your \$4 contribution helps cover the cost of the room rental. Directions to the Mannheim Community Centre can be found in our guild members' handbook, or on the guild website. Contact Tamara or Megan with any questions. Hope to see you there!

## Quilt Raffle Update

In the past, we have run a quilt raffle at the same time as the quilt exhibit, in order to raise funds for a selected charity. This past year, we were happy to be able to donate \$4,700 to Innisfree House.

However, it seems that the process involved so much paperwork and red tape that was not quilting.

The process of getting the lottery licence has become more difficult for our type of organization and we are unable to obtain it in Kitchener or Waterloo. That meant three trips to Elmira, a lot of paperwork and holding the draw in the Quilt Museum in St. Jacobs on the following day. That venue has now closed.

Of the 10,000 tickets printed, 5,832 were sold. We spent a day preparing tickets for the members in packages of 20, 5,000 in all and of those, 1,600 or 32% were not picked up. Of the 3,400 that were picked up, 1,500 were purchased by members in entire books in their names. The remaining tickets were in different names, but may still have been purchased by members who put friends' and relatives' names on them. Very few tickets books were filled in with different handwriting. The conclusion to be drawn from this is that our members really don't want to approach others to buy tickets. Only 21 of our members (less than 10%) sold extra tickets.


Selling tickets at the market took many days, many volunteers, lots of lugging and did not result in large sales with only 800 tickets sold over 5 full days..

There were also many hours spent reconciling our funds, counting tickets and money during the exhibit and before the draw. And then, there was the completion of another report for the Lottery and Gaming Commission.

Your current executive have discussed this analysis several times throughout the year and recently passed a motion that we discontinue the practice of holding a quilt raffle ourselves. There are many other ways in which we do support charities and we would be open to exploring your ideas, such as making a raffle quilt for a charity to raffle or making quilts for charities (as we do now). Members may wish to spend their \$20 or \$40 making a donation to a worthy charity for which they get a tax credit donation receipt, instead of selling or buying tickets.

This change will allow us to support others through the quilting and quilting related activities that we all love!


- Linda Collins, Treasurer



Above and below (reverse) "Sunflower" by Maryte Collard, Latvia



Above "Poppies" by Inara Dalbina, Latvia



Above "Swans" by Ilze Sulja, Latvia. Made of recycled denim. Designed by Ruth Müller



Left, detail at right "Celebration" by Valentina Velkere, Latvia



**De Olde Fabric Shoppe**  
 Over 2000 bolts of exquisite designer quilting fabrics to browse.  
 Large variety of kits, books, patterns and notions.  
 Register online for our Friday Freebie Offers  
 327 Erie St., Stratford, ON, N5A 2N1 519-273-5773  
 www.yeoldefabricshoppe.com yeoldefabricshoppe@rogers.com

*Fabrics & Quilts*  
  
 Woodstock, Ontario  
 Ph. (519) 537-8753  
 515533 11th Line  
 R.R.#3 Woodstock, ON  
 N4S 7V7  
 www.countrypatchworks.ca  
 ...Worth the Drive to the country!

**CLASSIFIED**  
**Wanted:** Do you have a used "embroidery sewing machine", (a sewing machine with embroidery capability) that you would like to sell for a good price? Please call Cathy Potvin at 519-894-0980

Did you know guild members may advertise for **FREE** in our classified section?  
 One ad per issue per guild member—the content must be quilt related.



Irish Linens ♦ Quilts ♦ Comforters ♦ Sheets  
 Blankets ♦ Kitchen, Bath & Beach Towels  
 Pillows ♦ Tablecloths ♦ Napkins  
 Runners ♦ Doilies  
 Large Selection of Cotton Fabrics  
 OPEN EVERY DAY  
 43 Grand River St. N., Downtown Paris 442-4242



*Your Sewing Project Starts Here...  
 Where Quality & Service Matter!*

*Cherished pieces™*  
 For Quilters & Sewists

*One of Ontario's Finest Quilt Shops*

133 Broadway St. Tillsonburg • 519-842-2658 • Tues-Fri 10-4; Wed 10-7; Sat 9-3  
 WWW.CHERISHEDPIECES.COM

### “A Sampling of Quilts and More”

Left “Fly with Me” by Olga Mondoux. Designed by Tula Pink, machine pieced by Olga Mondoux and machine quilted by Louise Clark of Red,



Right  
“Oriental Poppy” by Marg Sandiford. Inspired by Melinda Bula. Machine quilted by Marg Sandiford



Below “Memories” by Renske Helmuth



### Nesty Owls



This program comes to an end at the June Annual General Meeting. There were 60 quilts registered. Completed projects totalled 37. WAY TO GO, LADIES!

37 names will be entered into the draw at the AGM and there will be two lucky winners of \$60 each. There is also a bonus draw for those creative individuals who included an OWL in their project. Thank you for your participation and good luck! - Judy Siegner

FABRIC . HOME DECOR . PRESERVES . QUILTS .

[www.quiltedheirlooms.ca](http://www.quiltedheirlooms.ca)

The Market Mercantile

## QUILTED HEIRLOOMS

Get creative with our good selection of fabric & sewing supplies

**NEW HOURS**  
Tues & Fri 10-4  
Thurs & Sat 8-4  
(Tues & Fri starting in April)

At the Market Complex in the Log Cabin 519-884-2938

### Undercover Quilts And More Fabrics, Thread, Notions Quilted Gifts, Classes

519 843 3930  
223 St Andrew St E  
Fergus, ON, N1M 1R2

[undercoverquilts@hotmail.com](mailto:undercoverquilts@hotmail.com)  
Debit, Credit Card or Cash



Photo credit and facts by Dylan Da Costa  
of the New Hamburg Independent

## New Hamburg Mennonite Relief Sale

- At least \$310,000 raised for the Mennonite Central Committee
- Highest priced quilt went for \$3,500
- Over 240 quilted items up for auction
- Peter Etril Snyder original painting went for \$5,000
- Approximately 12,000 people in attendance over the 2 day event
- Feature quilt, being auctioned above was created by Emily Hunsberger with quilt blocks made by many guild members as well as other quilters. Three other quilts were made and auctioned with these blocks.

### MISSING SCISSORS!

A pair of scissors were left at the scrap bank for cutting fabric at the April guild meeting. Someone must have thought they were a giveaway. Please return them to Kathy Langill.



#### TIMING IS EVERYTHING

PLEASE REMEMBER to allow time for those doing setup at guild meetings and come **AFTER** 12:45pm and 6:15pm

### Guest Artists at the St Jacobs School House Theatre



Right "Carousel" by Jennifer Johnston. Designed by Nicole Calvert from Love Patchwork & Quilting Issue 17. Machine pieced and machine quilted by Jennifer Johnston



Left "Flower Burst" by Marilyn Farquhar. Machine appliquéd and machine quilted by Marilyn Farquhar



Right "Strata Quilt" by Brenda Wiles. Machine pieced and machine quilted by Brenda Wiles

## Robin Bogaert's Original Designs Featured in *Quilter's Connection*

Heather McArthur, publisher of *Quilter's Connection Magazine* apparently follows Robin Bogaert's blog: <http://www.quiltingintheloft.com/blog/my-quilt-is-a-cover-quilt-giveaway> along with lots of other Canadian designers. The magazine is all about Canadian designers and Canadian quilters. She saw a post one day where Robin had some work with lettering and appliqué in a February blog post. She liked the concept of using a technique Robin calls "Crayon Appliqué".

Heather asked Robin to design "a quilt" for the summer edition which would incorporate letter and summer in the design. Robin designed a throw sized quilt



and a wall sized quilt with a summer theme and lettering in the middle of a February snow storm. She found it kind of challenging, but totally enjoyed the process once she got into it. Robin figured if she sent Heather two designs there would be a better opportunity for her to choose which one would fit the style of the magazine. To Robin's astonishment she chose both! Robin got an email early one Saturday that had a link to the cover quilt photo with her throw sized quilt on the cover... quite a surprise. This cover quilt is called "Hot Summer Fun" (the pattern will be on page 10 of the magazine). It features elements of summer with graphics that include a sun, popsicles, sail boats, sand pail, umbrella and a dripping ice cream, along with pinwheel blocks. Robin designed the blocks with the pieced blocks with the help of EQ7 and used a graphic software to draw the lettering. The motifs were a result of Robin's own childhood memories of summer.

The other quilt is called "Summer is Gardening" and is featured on page 36. It features lettering, a garden scene and pinwheel blocks, where she once again utilized EQ7, graphic software and her imagination. The magazine was mailed to subscribers on May 27th and will be available in local quilt shops in June, July and August.

Here is the link to Quilter's Connection Magazine website: <http://quiltersconnection.ca/>

Congratulations, Robin on having your designs published!

# "Focus on Quilting"

## Program Outline 2015 -2016

**June** - Annual General Meeting, evening meeting only

If you know of a guild member who has become ill, please let our secretary, Silvia Cadman, know so she can send a get well card from all of us.



### Elected Officers of the Guild 2015-2016

**Co-Presidents:** Kathy Langill & Eileen Fennell  
**Vice President:** Vacant  
**Treasurer:** Linda Collins  
**Assistant Treasurer:** Darlene Yanke  
**Secretary:** Silvia Cadman  
**Past President:** Trudy Dey

### Standing Committees of Guild

**Historian:** Ruth Hicks  
**Librarians:** Ruthanne Snider (A)  
 Tamara Gilhuly (E) &  
 Margaret Gilhuly (E)  
**Membership:** Madeline Hughes (E)  
 Pat Lockyer (E)  
 Kitty Mitchell (E)  
 Betty Anne Scott (A)  
 Bettie Schuurman  
**Newsletter:** Marg Sandiford  
 Pat Lockyer - Mailings  
**Advertising Coordinator :** Marg Sandiford  
**Program & Workshops:** Elizabeth King &  
 Elizabeth McDowell Heagy  
**Program 2016-2017:** Kathy Langill, Chair  
 Glenda Dippel  
**Quilt Exhibit:** Bonnie Murdoch, Co-chair  
 & Ruthanne Snider, Co-chair  
**Website:** Kathy Bissett

*This list will be updated following the AGM.*

## Quilting Months Ahead

Month	Day	Activity
June	8	Mannheim Quilting and Sewing Circle
June	15	Annual General Meeting EVENING ONLY
June	15-18	CQA/ACC Quilt Canada 2016 in Mississauga
September	14	Mannheim Quilting and Sewing Circle
September	21	Regular guild meetings resume

**Some guild members are sensitive to scents. Please refrain from wearing perfume to guild meetings.**

Our website: <http://www.wcquiltersguild.on.ca/>