

SCRAPS OF WISDOM


President's Message : "It's Show Time"

Previously I've mentioned that we have a "common thread" which is responsible for amalgamating as a guild. Although thread is the common element, there exists a variety of purposes, qualities, actions, and choices. It's preferable if it doesn't weaken, fray or unravel. As usual, I will focus on the positive aspects. Consider a utopia of quilt guilds. Everything would be harmonious, expressing only kind thoughts and actions towards others including ourselves. Obviously we are not perfect so we can potentially decide to be self-critical of our work. If these inaccurate perceptions become our reality, then we would probably not include our work in our upcoming exhibit. I hope no-one dismisses the possibility.

During the monthly guild meetings, we look forward to "Show and Tell". Inspiration is acquired from numerous sources so all quilts could offer this. Applause is always equal for every quilt. So - why not share them even more in the exhibit? There's still time before June 21st to complete or rediscover our works of art. Betteanne Nichols suggests some helpful criteria. She says, "If it's pretty enough to look at, put it in." I agree.

I can't wait to experience all the quilts.

- Eileen Fennell, President



Ilene Atkins' 'Mosaic of Canada'

The Waterloo County Quilters' Guild provides an opportunity for quilters to learn in a supportive, sharing, social environment. We encourage you to get the most out of your membership by becoming more deeply involved in the guild.

Inside this issue

June Program.....	2
Hanging Quilts.....	3
Membership Renewal.....	4
'Alias Grace' Update.....	5
Smile Quilts.....	6
Memory Quilts.....	6
Mannheim Sewing Circle.....	7
President's Challenge.....	9
Show Business.....	10
WCQG Exhibit 2017 Pamphlet.....	11
Kathy Tidswell Inkense Workshop...12	
Classifieds.....	13
Round Robin.....	13
UFO's.....	13
Grand National OH! CANADA 2017...14	
Block Challenges.....	16
Slab Quilt Update.....	17
St Jacobs Quilt & Fibre Arts Festival..18	
Program & Your Executive.....	19
Quilting Months Ahead.....	19

**Waterloo County
Quilters' Guild**
2017 Quilt Exhibit

wcquiltersguild.on.ca



**Friday, October 13th &
Saturday, October 14th**

**Submit your intent form
by June 21st, 2017**

June Program - Annual General Meeting

EVENING ONLY



The June evening guild meeting will be our Annual General Meeting. We are going to have a Canada's Birthday theme. **Please bring your red and white quilts for show and tell and also wear red and white.**

If your last name begins with A to E, please bring savory finger food and if your last name begins with F To M please bring sweet treats. Members from N to Z will be responsible for setup and cleanup. This will be a utensil-free feast, so please plan your contribution accordingly. There will be no afternoon meeting.

Handi Quilter®
Designed by a Quilter, for Quilters.®

Ontario Handi
Quilter
Retailer of
the Year

JANOME

Janome
Platinum
Award
Dealer



**SEWING, QUILTING, EMBROIDERY
& LONG ARM QUILTING MACHINES
SALES and SERVICE**

*Sew & Save
Centre*

149 Downie Street, Stratford, ON
519-271-9660
www.sewandsavecentre.com

Authorized Dealer for
Handi Quilter, Janome
& baby lock

We service ALL
makes and models
We have been in
business since 1969

Handi Quilter®
Designed by a Quilter, for Quilters.®

JANOME

baby lock

Hanging Quilts: Sleeves, Triangles and Tips

In the next few months we will all be preparing quilts for the WCQG 2017 Quilt Exhibit. Most quilts will require sleeves. This year we have asked for wider sleeves than in the past. We have found that having a sleeve that is “just wide enough” to accommodate the PVC pipe creates a bulge at the top of the quilt. With a wider sleeve this will be either eliminated or at least minimized. Therefore, for the large quilts that most likely will be hung on PVC pipe, please make your sleeve is at least 5” wide - wider than that would also be fine as well.

Having wide enough sleeves also pertains to smaller quilts. Whether or not you are providing your own rod, please ensure that the sleeve is considerably wider than the rod. The rod should not fit snugly in the sleeve.

The two ends of the sleeve should be about half an inch from the sides of the quilt. The top edge of the sleeve should be at least half an inch from the top of the quilt. Many tutorials recommend sewing the top of the sleeve into the binding. While this saves some time, it is not ideal as the sleeve could then show above the top of the quilt.

The Suzy Quilts Tutorial: How to Sew a Sleeve to the Back of a Quilt is excellent for anyone putting on a sleeve for the first time:

<https://www.youtube.com/watch?v=LvS-YxSWICK>

Another good tutorial: Sew Easy Lesson: How to Sew a Sleeve to your Quilt - Fons & Porter

https://www.youtube.com/watch?v=7NO70_ENjQk

A clearly illustrated PDF by Libby Lehman:

http://www.quilts.org/downloads/Making-a-Sleeve_Binding-a-Quilt.pdf

For mini quilts a triangle method works well:

How to Sew a Quilt Sleeve! Featuring Sherri McConnell and Kimberly Jolly

<https://www.youtube.com/watch?v=EsCkY6LK2os>

- Kathy Bissett

MEMBERSHIP RENEWAL

Members, it is now time to think about your renewal for the coming year.
I know the program committee has a great year planned.

Due to my bucket list check off I will not be at the June meeting.
My wonderful committee will be there.

To renew your membership please do one of the following:

- Go to the website and print off the renewal form and fill it in and put it and your \$35 in an envelope and hand it in at the June meeting.
- OR Go to the website and fill in the membership form and then print it off and put it and your \$35 in an envelope and hand it in at the June meeting.
- OR Bring your \$35 to the June meeting and fill in the form (which we have) at the meeting and hand it in, in an envelope (which we have).
- OR Wait till Sept to do any of the above.

If you are giving a cheque remember every cheque will cost your guild 20¢ which does not seem like much. But if everyone wrote a cheque we would pay the banks over \$45. Just found out for every \$100 in coin the bank charges over \$2.00. That includes loonies and toonies.

If you are giving me cash but require change you will be getting it in Sept.
Also I will draw, at the Sept meeting, for a free membership from those who paid in May or June.

Madeline Hughes (membership chair)

Betty Anne Scott, Bettie Shuurman, Pay Lockyer, Marilyn Hollinger, Kitty Mitchell
(committee members)

Fabrics & Quilts



Country Patchworks
Woodstock, Ontario

Ph. (519) 537-8753
515533 11th Line
R.R.#3 Woodstock, ON
N4S 7V7

www.countrypatchworks.ca

...Worth the Drive to the country!

"Keeping You In Stitches"

SERVICE TO ALL MAKES INDUSTRIAL & DOMESTIC



PROFESSIONAL
SCISSOR & KNIFE
SHARPENING


**SEWING MACHINE
DOCTOR**

HAVE TOOLS
WILL TRAVEL

Stefan Deskur

www.prosewingmachinedoctor.com

Tel - (519)837-1322
Fax - (519)837-5796
Email - stef@sewdoc.ca



Based on the award-winning novel by Margaret Atwood and inspired by true events, *Alias Grace* is written and produced by Sarah Polley (*Take This Waltz, Away From Her*) and directed by Mary Harron (*American Psycho, I Shot Andy Warhol*). The six-hour miniseries tells the story of Grace Marks (Sarah Gadon), a young, poor Irish immigrant and domestic servant in Upper Canada, who, along with stable hand James McDermott (Kerr Logan) finds herself accused and convicted of the infamous 1843 murders of her employer, wealthy farmer Thomas Kinnear (Paul Gross) and his housekeeper Nancy Montgomery (Anna Paquin).

Kathy Langill and **Eileen Fennell** have been involved with the production of this miniseries since last summer, creating at least one quilt and acting as quilt specialists and ‘hand actor’ in the film

The sneak peak for “*Alias Grace*” is now available on Youtube <https://www.youtube.com/watch?v=34YEV0g0txE> The miniseries will air starting on **September 25, 2017** on **CBC and Netflix**.

D.I.Y. Sew Easy
Quilting and Sewing

Grier Rennie
31 Greenbough Court
Kitchener, ON N2N 1L8

226.647.3107
seweasystudio@gmail.com
“Helping you to do it yourself”

D.I.Y. Sew Easy is a private home studio offering:

- Individual and small group instruction in Quilting, Sewing, and Longarm Quilting
- In-studio Longarm APQS machine rental program
- Flexible Scheduling to fit your lifestyle
- Loyalty and beginner discounts

Reminders:

Library News Thank you to everyone for your good efforts to make sure all your books were returned to our last guild meeting. Our library inventory will take place on June 15th at 1:30pm. Thanks to all who have signed up to help. If you are available that afternoon, we could still use some extra hands to get the job done. Call Judy Pearce, 519-893-9175 if you can help. At the AGM in June, you will be able to sign out books for the summer. There will also be a lovely prize that evening for the winner of this year’s “library challenge”.

Ruthanne and Judy

UPCOMING EVENTS



June 21st - Sept 5th 2017



**July 3rd -
July 31st**

15 Shops - 15 Free Block Kits



SMILE QUILTS

It has been another successful year for the Smile Quilts program. Peggie has taken over 200 quilts to the Grand River Hospital where they were very gratefully received. You must get tired of us telling you that these quilts are always needed as there seem to be no end to the number of sick children that the hospital sees, but it is true.

We purchased our flannel during the winter and we will have to purchase more batting, as we ran out by April this year. We will purchase this during the summer and the supply of labels is good. Once we find out what our budget is for 2017-18 guild year, we will take inventory and decided what we need. We want to have a good supply for our Bee Day at Mannheim on Saturday, November 11, 2017. Thank you for making this program such a success.

The Smile Quilts Committee - Joan, Helene, Jean, Peggie & Marilyn

Memory Quilts

Once again, thank you to all the members who have generously made quilts for families who have lost a child at birth. This year I have taken 46 quilts to the hospital. While we have lots of pink quilts left to be taken when needed, we are in need of quilts for boys or quilts that could be given to either boys or girls. The hospital has reported the greatest need is for boys. Also, the hospital continues to need all white quilts for families of Muslim or Hindu faiths. These quilts must not have any images of people, animals or any religious references. If you are so inclined, please consider making a Memory Quilt over the summer, so that we can continue to support our families in need. Guidelines are in the guild handbook. I will not be able to attend the September guild meeting, so please bring them to the October meeting.

Thank you for your care and generosity,

Pamela Clarkson

Memory Quilt Committee

Mannheim Sewing Circle - Wednesday, June 14, 9am to 4pm

Another year of the Mannheim Sewing Circle comes to an end. We will celebrate with a potluck lunch! Join us on Wednesday, June 14, for a fun day of sewing and socializing. Bring a potluck item to share. If it's nice, we can even eat outside! Tea and coffee will be provided. And don't forget to bring your sewing necessities and the project of your choice on which to work. Your \$4 donation helps cover the cost of the room rental. Directions to Mannheim can be found in your membership handbook, or on our guild's website. Contact Megan or Tamara with any questions.

Please note: there are no Mannheim days in July or August. We will begin again on Wednesday, September 13th. Watch for reminders!



Trudy's Quilting Service
Trudy Dey
Longarm Quilter

519-888-6278
trudy.dey@happydeys.ca



*Fabric, Quilting Supplies,
Ready & Custom Made Quilts*

3991 Perth Rd. 107, Box 223, Shakespeare, ON N0B 2P0

THE QUILT PLACE

HEATHER STOCK
519-625-8435
e-mail:
heather@thequiltplace.ca

If you know of a guild member who has become ill, please let our secretary, Robin Bogaert know so she can send a get well card from all of us.



Kavartha Quilting Systems

Gammill Longarm Quilting Machines Longarm Supplies
Brother Sewing Machines Sewing Furniture

40 King Street East | Millbrook, Ontario L0A1G0 | Phone: 705-201-5262
www.kavarthaquiltingsystems.com

Gammill.
brother
at your side



Marilyn Hollinger sent in this picture from the Mini Retreat in May at Emmanuel United Church. Rob Martin, (Deb's husband) is leading the group in some exercises. When you quilt, you always need a break to take care of YOU!



DON'T FORGET TO SIGN IN AT THE MEMBERSHIP DESK AND GET YOUR DOOR PRIZE DRAW TICKET! It is important for fire

regulations that we know how many people we have in the community centre, especially during the afternoon meetings.

Doors open for guild meetings at 12:45 in the afternoon and 6:30 in the evening. **Unless you are involved in setting up the room, please do not arrive until after the above mentioned times so those setting up have room to work.**



FABRIC Please!
Your online fabric store!
FabricPlease.com

Worldwide Flat Rate Shipping
\$8-CAN / \$15-US
\$35-INT

John M. Hall
The House Of Quality Linens
IRISH LINENS LACE TABLE CLOTHS

Irish Linens ♦ Quilts ♦ Comforters ♦ Sheets
Blankets ♦ Kitchen, Bath & Beach Towels
Pillows ♦ Tablecloths ♦ Napkins
Runners ♦ Doilies
Large Selection of Cotton Fabrics

OPEN EVERY DAY

43 Grand River St. N., Downtown Paris 442-4242



PRESIDENT'S CHALLENGE

Eileen has challenged all guild members to make a quilt of a song title or a line from a song. Be creative with your interpretation! Finished size 12½" by 12½" (the size of a record album!)

Please include a hanging sleeve and a label with the name of the quilt, your name and the category (2017 President's Challenge). **These quilts will be collected at the June meeting.**

Some guild members are sensitive to scents:

Please refrain from wearing perfume to guild meetings.

De Olde Fabric Shoppe
 Over 2000 bolts of exquisite designer quilting fabrics to browse.
 Large variety of kits, books, patterns and notions.
 Register online for our Friday Freebie Offers
 327 Erie St., Stratford, ON, N5A 2N1 519-273-5773
www.yeoldefabricshoppe.com yeoldefabricshoppe@rogers.com

CREEKBANK Sewing Machine SHOP made to create **BERNINA**

 Your One Stop Sewing Shop
 • Sewing Workshops Service to all makes
 • Embroidery designs & Supplies Vernon & Minerva Knorr
 • 100% Cotton Quilt Fabrics and sew much more
519-323-2693

Cherished pieces™
 For Quilters & Sewists


Monthly Specials – Weekly Features

Classes – Upscale Retreats

Tues. – Fri 10-4, Wed till 6, Sat 9-3

133 Broadway Street, Tillsonburg, On

519.842.2658

www.CherishedPieces.com

Show Business - Our Guild's Exhibit

October 13 & 14, 2017

Sign up for quilt picture taking for the October Exhibit/Show at the June meeting. Bonnie will have the binder to slot in your times on Monday, August 21st and Tuesday, August 22nd. Picture taking begins at 8:30am and runs until almost 5pm. Pictures on average take about 5 minutes per quilt. Please give your quilts to a buddy if you can't be there or speak to Bonnie if there might be a problem.

Please sign up in the volunteer binders to help with set-up and for working during the days of the exhibit. We welcome spouses for the Thursday building of the frames and Saturday after-the-show take down.

Get your quilt applications in to Charlene Stevens by June 21st, please!

We welcome first timers and those who are new to quilting in our exhibit.

- Bonnie Murdoch and Ruthanne Snider

Boutique Items for Our Quilt Exhibit

For every item donated to the boutique, you get a chance to win a \$50 gift certificate. Three small items entitle you to one entry, each large item entitles you to one entry. We are also accepting used quilt magazines, but there are no entry ballots for these.

Thanks, Alin Chan,

Quilt Exhibit Boutique Co-ordinator

Silent Auction Items Wanted

Please bring your silent auction items to our guild meetings. These items will be gathered into baskets and attractively displayed during the Quilt Exhibit in October. There is a table designated for these items at our guild meetings. **Darlene Yanke** will be pleased to accept these items while Vikki MacDonald is away.

Small Quilt Draw

Our Small Quilt Draw needs your help! We need small quilts with a perimeter of between 30 to 60 inches (75 to 150 cm). Any type of quilting and design will be appreciated. Don't forget to include your name!

Please hand them in at the membership desk to the attention of **Pat Lockyer**.

Waterloo County Quilters' Guild 2017 Quilt Exhibit

wcquiltersguild.on.ca



Quilters, clockwise from top left: Marg Notar, Natalie Dudycha,
Betteanne Nichols, Betteanne Nichols, Jennifer Johnston.

**Forbes Family Hall at RIM Park
Manulife Financial Sportsplex
2001 University Avenue East
Waterloo, Ontario**

**October 13 & 14, 2017
Friday & Saturday 10:00am to 5:00pm
Admission \$8**

Postcards and Small Posters

This year we will have small posters for bulletin boards and 20,000 postcards for members to hand out. Sounds like a lot of postcards, but we were able to distribute that many for the last show. With everyone's help, it will be an easy job. All our advertising proved very effective in drawing people to our wonderful display of quilts in 2015. People can leave postcards at their church, quilt stores, art stores and many restaurants and cafes. They will be available at the guild meetings, or they can call or email me for a bunch. -

Ilene Atkins, Advertising Co-ordinator

Waterloo County Quilters' Guild 2017 Quilt Exhibit

wcquiltersguild.on.ca



Quilters, clockwise from top left: Marg Notar, Natalie Dudycha,
Betteanne Nichols, Betteanne Nichols, Jennifer Johnston.

**Forbes Family Hall at RIM Park
Manulife Financial Sportsplex
2001 University Avenue East
Waterloo, Ontario**

**October 13 & 14, 2017
Friday & Saturday 10:00am to 5:00pm
Admission \$8**

Guild Exhibit Magnets

Please give your completed magnets to **Elaine LaRonde** and see her for supplies to make more. If you are travelling soon and would like to deliver some of our advertising magnets to the quilt shops you visit, please see Elaine for a supply and let her know the names of the stores to which you are delivering.

Workshop: Creating Appliqués Using Inktense Pencils with Kathy Tidswell

Date: Friday, June 9, 2017, 9am - 4pm

Place: Mannheim Community Centre

Cost: \$35.00 payable to Waterloo County Quilters' Guild (WCQG), upon registration - See Elizabeth King at the next guild meeting or email kingeliz@bell.net or phone 519-885-0393 to confirm attendance. Please bring your lunch.

Participants put their adult colouring skills to work and play with Inktense pencils to create flowers and leaves that will be cut out and used to create appliqué. This is a fun workshop in which participants will learn some of the tricks for colouring realistic images of their choice and then adding water to turn them into beautifully shaded fabrics. After the appliqué are created, they will be cut out and fused to a background to start a block. Students can use their teacher's pattern for the clematis or bring their own inspiration for flowers or leaves.



There is still a spot or two available for this workshop.

Contact Elizabeth King if you are interested in attending.



"Marg Sandiford is a very busy lady. Not only is she our newsletter editor, she is involved in many other aspects of our guild...along with her grandkids, church, and gardening. She is also a passionate quilter.

Recently Marg accepted the challenge from CQA/ACC to celebrate our country's 150th birthday in the making of 1000 quilts to benefit Ronald McDonald Houses across Canada. This in turn, led to a 2 day quilt bee at Marg's church in March. A good time was had by the many quilters who took part. The result were 72 quilts which Marg has been coordinating the completion of ever since!

I have to say that it was a warm fuzzy feeling to see all these quilts on display at the recent St Jacobs Quilt & Fibre Arts Festival in the St Jacobs Mennonite Church foyer.

Thank you, Marg!" - Ruth Hicks

Marg is pictured here with a slab quilt pieced by Wendy Cressman, quilted and bound by Dawna Voll

CLASSIFIEDS

ONE DAY SALE \$5 per metre CASH ONLY on Saturday June 10, 2017 9:30am to 4:00pm at 150 Manchester Road, Kitchener.

Round Robin

Doreen Bone would like to co-ordinate a mini 'Round Robin' quilt experience. This is how it works. You make a 12" block. You choose the pattern and colours. Your block is then sent to 4 different people who will in turn add a border to it. They will use your colour scheme but will choose what border pattern to use. They will be told what size of border to use. Doreen will bring the quilt pictured here to show during the June guild meeting's show and tell and will answer any questions you may have regarding how a round robin works.



UFO's Ladies now is the time to finish up the UFO's you challenged yourself to finish during this guild year. For each one you have finished and shown at our show and tell, you will earn a ballot for a fabulous prize. You will want this prize! So get to work and show your UFO during the June meeting for your last chance to enter the draw.

GN The Grand National OH! CANADA 2017



The Braided Channels - St. Elias, Yukon: Maria Oswald, Whitehorse, Yukon, 2017

Visit this colourful convergence of quilt art from across Canada that celebrates the very essence of the country we love.

Opening Reception – May 14, 1-4 p.m.

On exhibit May 7 to September 3



Joseph
Schneider
Haus

Admission to the exhibition includes the Historic House
Adults \$6 | Seniors \$5 | Family \$15

Joseph Schneider Haus National Historic Site
466 Queen Street South, Kitchener ON, N2G 1W7
519-742-7752 TTY: 519-575-4608

www.grandnationalquiltshow.ca



Region of Waterloo


JANOME

The Grand National 2017

Quilts by our guild members

These tiny pictures don't do any of these quilts justice - you must go and see them (and the other pieces) for yourself at Joseph Schneider Haus before September 3, 2017. The venue is open Wednesdays to Sundays and well worth the visit!

Homeward Bound
Judy Pearce



Mosaic of Canada - Ilene Atkins, **Recipient of the Award of Merit for Traditional Handwork**



Ode to Newfoundland
Marg Notar



Canada's Finest - Renske Helmuth

artKWilt connection - Dorothy Holdemeyer, Nancy Winn, Ilene Atkins, Marg Notar & Judy Pearce. **Recipient of the Oh! Canada Award**



Scrap of Wisdom - June 2017

Left: The Annual Canoe Trip - Ruthanne Snider

Right :
Swingin' St. John's
Carol Ross Williamson



Waterloo County Quilters' Guild

**There is still
LOTS OF TIME
to enter the
Quilt Competition!
Deadline July 1 2017**

Call Linda at 519 272 5887 to
reserve your space in the show.

**Country Side
Meets August 19-20 2017
10-4pm Seaforth
Coast Line Community Centre
122 Duke St.**
Sponsored by Northcott Fabrics



Check out their website for more details.

<http://www.plowingmatch.org/committees-2017-main/quilting-2017/quilt-competition>

Extra Postage Required

Due to the fact that there is so much going on in our guild, a single stamp is no longer enough to send printed copies through Canada Post. Pat Lockyer will affix the extra postage, the cost of which the guild will cover, for the remainder of this year. In September, those wishing to have their newsletters mailed will be required to put \$1.80 worth of stamps on each self-addressed envelope. If you would prefer to pick up your newsletter at the guild meetings, arrangements can be made.

- Marg Sandiford, Newsletter
Editor

Wellesley Township Fall Fair

September 12th and 13th, 2017


Quilt Block Challenge 2017



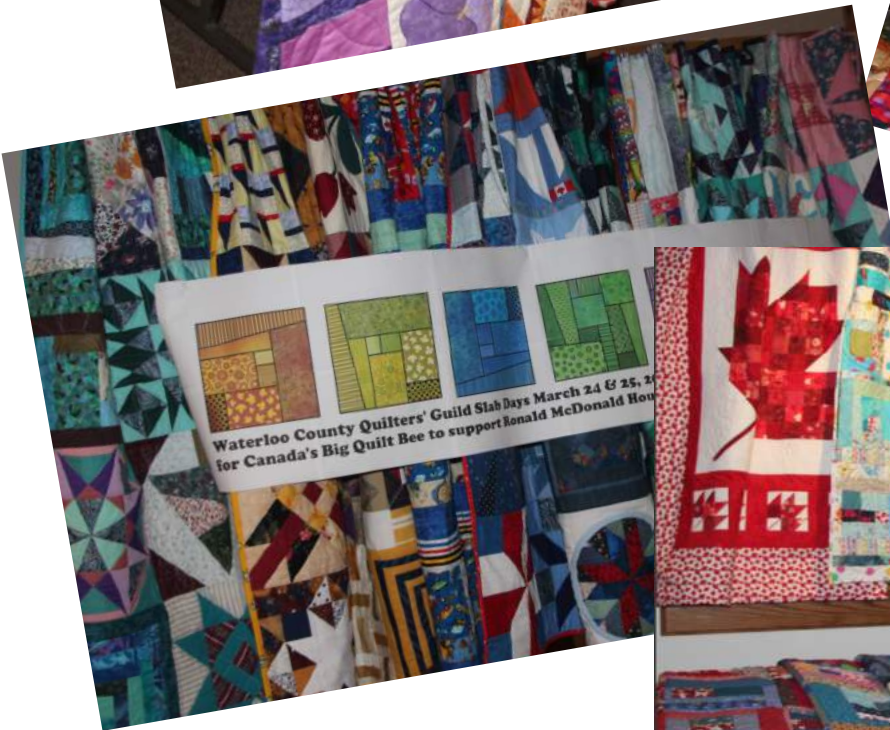
A Quilt can be built one block at a time...and that's what we are hoping you will help us do!
Blocks cost \$10 per kit and available by contacting Beth at bluebird@cyg.net. Blocks will be judged our 2017 fall fair. Thanks to Len's Mill Stores for the gift card prizes.

For more information, check out their website: <http://www.wellesleynehfallfair.ca/>





Just a few of the 72+ slab quilts displayed in the St. Jacobs Mennonite Church foyer during the St Jacobs Quilt and Fibre Arts Festival 2017 that guild members made for Canada's Big Quilt Bee to support Ronald McDonald Houses across Canada. Our quilts were delivered to London on May 30 by Ella Brubacher of St. Jacobs.





St Jacobs Quilt Block Challenge 2017


Canada's 150 Year Celebration

"Canadian Red & White Tulip Quilt"

Made by Katrina Clarks, Elinor Petrie, Rita Willms, Lorene Martin, Nancy-Ann Binkley, Sue Parker, Lynn Wolf, Marg Sandiford, Macy Bisanti, Carol Huehn, Jean Carberry, Marilyn Gallamore, Mary Reimer, Maysey Dyne, Dianne Robertson & Betty Grey Monette. It was auctioned at the New Hamburg Relief Sale for \$2300.



"Let's Celebrate" Wave Canada's Flag Quilt - Designed by Cheryl Atkinson, made by Helen Weber, Lilla Hall, Rowene Harlock, Darlene Reiner, Edna Shank, Karen Cassidy, Marlene Smith, Retia Starra, Carol Tetzke to celebrate the flag's 50th anniversary in 2015



The Farmer's Wife Sampler Quilt designed by Laurie Aaron Hird. Pieced by Carol Kraatz and machine quilted by Sue Cummings, Silver Marble Quilting

Program Outline 2016-2017

**June - Creating Appliqués Using Inktense Pencils with
Kathy Tidswell - Friday, June 9 at Mannheim
President's Challenge Quilts due at guild meeting
Annual General Meeting, evening meeting only**



Elected Officers of the Guild 2016-2017

President: Eileen Fennell
Vice President: Lilla Hall
Treasurer: Darlene Yanke
Secretary: Robin Bogaert
Past President: Kathy Langill

Standing Committees

Historian: Ruth Hicks
Librarians: Ruthanne Snider (A)
Judy Pearce (E)
Membership: Madeline Hughes (E)
Pat Lockyer (E)
Kitty Mitchell (E)
Betty Anne Scott (A)
Bettie Schuurman
Newsletter: Marg Sandiford
Pat Lockyer - Mailings

Advertising Coordinator : Marg Sandiford

Program & Workshops: Kathy Langill

Quilt Exhibit: Bonnie Murdoch, Co-chair
& Ruthanne Snider, Co-chair

Website: Kathy Bissett



Quilting Months Ahead

Month	Day	Activity
June	9	Kathy Tidswell Creating Appliqués with Inktense Pencils Workshop
June	14	Mannheim Sewing Circle & Potluck Lunch
June	14-17	CQC/ACC Quilt Canada in Toronto
June	21	Guild Annual General Meeting, evening only
October	13-14	WCQG Quilt Exhibit at RIM Park

Our website: <http://www.wcquiltersguild.on.ca/>

Scraps of Wisdom - June 2017



Waterloo County Quilters' Guild