



# Scraps of Wisdom

Volume 24, Issue 6

March, 2009

from the Waterloo County Quilters [www.wcquiltersguild.on.ca](http://www.wcquiltersguild.on.ca)

## President's Message

Although the wintry weather continued to wreak havoc with driving conditions, we still managed to have a good turnout for our last meeting. Many thanks go to our guild members Lyn, Glenda and Angela for running the very informative demonstrations. It is always amazing to discover the far-reaching talents of others. As always, the chair sale took care of our excess pocket change.

Each month brings us closer to the June deadline for our own show entries, and reminds us all that we have quilts to make, or finish, or in some cases start. As I sit at my machine or frame, quilting, time seems to fly. Nevertheless, it is time well spent, and extremely fulfilling. Hopefully, all of you feel that sense of accomplishment and artistry in your work.

A reminder that the various challenge blocks and fabrics for Rag Coat, President's Challenge and Renske's "Idea" quilt are still being accepted next month.

The days are truly getting longer, and with this, I wish for you a sense of rejuvenation.

Until next time, when it will almost be spring,

Carol

## Meals on Wheels Placemats.

It's not too late to bring in a place mat (or two or more) to the March Guild meeting. My goal is to collect and deliver 100 place mats during the week before Easter. Let's bring some Spring sunshine into the homes of the shut-in clients served by Meals on Wheels.

Marilyn Weckworth

## A Note from your Boutique Committee

We thank all those who have given us such positive feedback about the variety and quality of the items we put on display each month. We hope that something there will inspire you to make a little contribution to the boutique at some point, and we certainly have seen many things we'd like to make as Christmas

gifts for ourselves. Keep checking for ideas since we try to showcase new articles each month. Note that some of the instructions have been put on our website.

We thank the many members who attended the Mannheim Quilting Circle to make "I Spy Bags" and other donations for the Boutique. This "bee" will continue at Mannheim on March 11 if anyone is interested in contributing in this way. Ladies are invited to bring their own fabrics or work with materials that have been donated

## PROGRAM NOTES

**March:** Anita Zobens from Cottonmill Threadworks ([www.cottonmillthreadworks.com](http://www.cottonmillthreadworks.com)) will come back to the Guild. Last year Anita shared her expertise with us by showing us ways to mark our quilts and the products now available on the market to make the job easier. This year she will clear up the mystery about all the threads that are available. We will learn about the different fibres and weights, how to choose the right needle and adjust that dreaded tension dial. Anita will remove all our fears about metallic and specialty threads and will even cover those "dust bunnies" lurking in our machines. Don't forget to sign up for her class on March 21<sup>st</sup> - there are only a few places left.

**April.** Heather Stewart is our guest for April and she will provide us with 'a light hearted trip through her life with quilting.' Heather promises to bring her quilts from the very ugly to her most recent creations. If any of you know Heather you know this will be a very entertaining program Heather has her own website if you would like to take a look - [www.HeatherStewart.com](http://www.HeatherStewart.com).



## MEMBERS' CORNER

This is your space. Let us know what you are doing, quilts in shows, classes, workshops you've attended - anything which you would like to share with the other members. We look forward to hearing from you.

### The Rag Coat Project

Search your stash for fabric which is special to you and bring it to the March Guild meeting for the Rag Coat Project. We received some fabric and stories in January and February but we need lots more or we will be unable to go ahead with this project. Don't worry if you don't think you have fabric with a story to tell, or don't want to part with fabric that is special to you. The story only needs to be a few words and can be as simple as you think the fabric is pretty or is your favourite colour.

Many of you will have heard the story of the Rag Coat which was read at the November meeting. This is the story of a little girl who can't go to school because she can't afford a coat. The quilting mothers gather together to make a patchwork coat for her. Her classmates make fun of her new coat until she points out all the stories there are in the patches.

We are going to be making a child-sized patchwork coat to go with this book, and are also including a booklet of stories to go with our own fabrics.

I hope that many of you will want to participate in this exciting venture. It is easy to be a part of it. This is all you need to bring:

- two swatches of the same fabric. One of the pieces should be a 2" square. The other should be approximately 4" square (this is just to give you an idea of the size, the piece does not need to be square.) It can be cotton or any other fabric. All that matters is that the fabric is special to you for some reason.
- a piece of paper with your first name and one or two lines about why that particular fabric is special to you, or any other interesting story about that fabric.

Put all this in an envelope or bag and hand it in at the meeting. An announcement will be made regarding this.

If you have any questions regarding this project, please e-mail Marney Heatley [mlheatley@rogers.com](mailto:mlheatley@rogers.com).

### KW Quilt Show 2009


We had a great time at the February Mannheim Quilting Circle, thanks to Carol Huehn who showed us how to make log cabin chicken pincushions. Bernice Gammy is now a convert to microwaved potatoes done in the Microwave Potato Bag that she made - just ask her. Choosing trinkets for our "I Spy Beanbags" from Elizabeth King's great collection was fun. Some of us will be working on Boutique items again at the March Circle (Carol will be there again) so we would love to have you join us.

#### Show Advertising Magnets - Jan Hember

We are still enlisting everyone's help in making our Show Advertising Magnets. We will be working on these again at the Mannheim Quilting Circle and guild meetings. Instructions can be found on the guild's website or at the guild meetings. We will take donations of completed magnets, cut 6-inch squares of fabric, or yardage for volunteers to cut and make into magnets.

#### Small Quilt Draw - Paula McDermott

Please consider making one or two quilts for the "Small Quilt Draw" at our Quilt Show in September. We would like to have a least ten small quilts for each of the two days. Anything goes. Pick a theme such as Christmas, Easter, Valentines, winter, fall, St. Patrick's Day, baby, animals or any block you especially like. Beading on batik is very effective. Size: 60" around or smaller.



### **Idiom Challenge Quilts (due at the June 2009 Annual Meeting) Pat Lockyer**

Have you chosen the IDIOM for your Challenge yet? Remember, there is no fabric requirement for this challenge; the only requirement is that it be within the 60 inch perimeter limit and that you interpret an Idiom.

If you missed the February meeting and Jan Hember's eloquent address, you will be happy to know that the author, has kindly given us permission to print her original text, performed for the first time in public at the February guild meeting. Here it is for you to enjoy:

"I have to apologize for me being *out of sorts* today. You see, last night I was *out painting the town red*. So this morning I found myself *at the eleventh hour* making preparations for the guild show presentation. Wouldn't you know it, all my notes got *lost in the shuffle*. That put me back to *square one*. But I want to *go on record* that even though things were *out of control* and I did *get behind with no end in sight*, I want you to know that *I gave it my best shot* and now *feeling a little under the weather* I am *flying by the seat of my pants*. I know that you are *all ears* so I will *not beat around the bush* any longer."

### **Raffle Quilt Tickets - Judy Cumming**

The quilt raffle tickets will be available at the March guild meetings. Judy Cumming will be looking after the distribution of the tickets and the receipt of the monies. Please stop by and collect your envelope of tickets. We again hope that each member will sell at least 2 books of tickets At \$10 a book, it would ensure almost \$5000 for our charity. As you sell your tickets please return the ticket money AND TICKET STUBS in an envelope with your name and the dollar amount enclosed. The Raffle Tickets themselves provide a "mini flyer" for our Quilt Show; please encourage ticket buyers to mark the date on their calendar and come and visit our Show. **Keeping track of your raffle tickets is important** as at the end of the draw we have to be able to account for all sold stubs and unsold tickets.

#### **NOTE:**

- person named on ticket stub must be 18 years or older
- person named on ticket stub must have been in Ontario when ticket was purchased

### **Raffle Quilt Charity - Thelma Ignor**

Our chosen charity for the proceeds from our 2009 Quilt Raffle is Hospice of Waterloo Region. They have been contacted (Maira Gibson is our contact) and are pleased to be part of our Raffle. They will visit one of our guild meetings to let us know about the projects they are involved in and they will be assisting us with the selling of the raffle tickets. Their website is [www.hospicewaterloo.ca](http://www.hospicewaterloo.ca).


### **KW Quilt Show 2009 Flyers, Posters & Magnets - Laura Bristol**

The Show's advertising flyers, posters & magnets will be available at the March meetings. We are asking that members start taking these items to surrounding guilds that they belong to or visit. There will be a list available for you to record what guild you are taking items to. Your help with giving our Show info to the newsletter editors of our surrounding guilds would be appreciated (or give the editor's name to Jean Carberry to contact).

Laura Bristol will oversee the distribution of the flyers, posters & magnets to the community, quilt stores, other events, etc., so anytime you are making a trip out of town to a quilt store or a quilt show a call to Laura would be helpful to assess if flyers & magnets should be delivered. We usually start this process in June after the May "Quilt & Fibre Art Festival" (we will have our ad items at these May events).

### **Hanging Racks at the Quilt Show**

The white PVC pipe that we will be using for our quilt display will accommodate quilts up to 100" wide (there are a few rods that will accommodate quilts up to 108" wide). The rack heights will accommodate quilts up to 100" in length (with a few at 120" in height). If you are entering a quilt longer than 100" you may be asked to place your hanging sleeve lower than at the top of your quilt to keep the quilt from touching the floor (contact Kathy Bissett or Ruthanne Snider).



### Quilt Hanging Sleeves & Labels

When entering a Large Wall Quilt (perimeter greater than 180") or a Bed Quilt we are asking that you add a 4" hanging sleeve to accommodate the white PVC pipe that will be used to hang the quilts (use a pop can to judge the opening of sleeve required). The Small Wall quilts will be fine with a smaller hanging sleeve as they will likely be hung on smaller rods with fishing line.

At the February Guild Meeting Bev Bechthold put together a demo on how she makes her hanging sleeves, thanks, Bev. Here is a summary of her suggestions:

- cut the sleeve from the same fabric as your quilt backing
- cut the sleeve 9" x width of the quilt for a large quilt, or 6" x the width for a small quilt or small wall hanging
- sew a double turn under at each short end (1/4" to 1/2" double hem)
- with wrong sides together sew a 1/4" seam down the long raw edges
- press the tube flat with the long seam pressed open & placed down the centre of the tube
- the sleeve will be placed with the long seam down against the backing and the top edge will be placed along the bottom edge of the binding
- hand stitch the 4 sides of the sleeve, the short ends will just have the bottom edge of the tube tacked down
- stitch with invisible stitches being careful not to stitch through to the front of the quilt
- the hanging rod will slide through the centre of the tube
- **Optional:** creating a split/opening in the centre of the sleeve may be desirable if you intend to hang your small quilt on a single nail or you are hanging a heavy quilt that would benefit from a 3<sup>rd</sup> nail (or screw) in the wall. Follow the same instructions above but cut a piece out of the centre of the sleeve and finish the ends with a double turn under. A 2" to 5" opening would be sufficient.

Bev also told us that a label for our quilts should always be part of the quilt-making process, and our label should include all information pertaining to the quilt: name of quilt, year made, size of quilt, quilt maker, by whom and how it was quilted, to whom it was given, for what occasion, pattern/designer name, inspiration, etc. In case Bev ever needs to identify a quilt as hers, she sews in a label under the hanging sleeve, out of sight, (another option would be to put your name and the year quilt was finished with a permanent marker on the back of the quilt under the sleeve).

The book that Bev likes to use, and referenced, is Susan McKelvey's *Limitless Labels to Trace*, (published in 1996 by Wallflower Designs).


### Help Needed Please

**Program Book Advertising:** This job requires someone to help Jean & Shelagh contact the Advertisers for the program book, potentially a major fundraiser for our Show. This job would start the end of May and would be finished by mid July.

**Volunteer Greeter at the Show:** This job requires someone (or two members sharing the job) to be in charge of the volunteers during the Show. She would help the volunteers with their job assignments, sign them in and out, lock up their valuables, etc.

### St. Jacobs Quilt and Fibre Festival: Quilts for the World

Guild member Judy Gascho-Jutzi will be the featured artist at St. Jacobs Mennonite Church. The show is open Tuesday to Thursday, 26–28 May, 2009 from 10:00 a.m. to 8:00 p.m. Admission \$4.00



**MANNHEIM QUILTING CIRCLE**  
Meets 2nd Wednesday of the Month  
From 9 a.m. - 4 p.m.



Next dates are **March 11 and April 8**

The boutique committee is hoping that members will take advantage of the opportunity to come out to Mannheim quilting circle on Wednesday, March 11. Bring your fabric scraps and ideas, or share our patterns and materials and create unique items such as I Spy beanbags, pin cushions, or microwave baking bags to sell at the Quilt Show.

**Did you say "Free Lunch"?**

Well sort of. Get your taste buds ready for some delicious soup at this month's Mannheim Wednesday! We will be making some "Stone Soup" on Wednesday, March 11th at Mannheim. All you have to do is bring a little baggie of washed and chopped up vegetables. Any vegetable will do. Whatever you have in the fridge will be just fine. The soup is never the same twice... whatever veggies we get are what go into the pot. And it is ALWAYS fantastic.

Fabia and Bernice will be serving you a nice bowl of this soup to accompany your lunch. Mmmm, I can smell it simmering right now. How will we keep our minds on our quilting till it is ready to eat?

P.S. If you don't know what Stone Soup is, you can ask any child or read the book 'Stone Soup' available at any public library. There will be a copy for you to read at Mannheim when you need a break from your quilting.

**April at Mannheim**

On April 8th, Barb and Marj from the Alzheimer Touch Quilt Project will be bringing lots of fabric to be cut into 6-inch squares. We can really use your help with this mountain of fabric.

If you are willing to help, please bring your cutting mat, ruler and rotary cutter.

Hope to see you at Mannheim,

Fabia and Bernice


**Memory Quilt Bee**

We would like to thank everyone who has donated a Memory Quilt for the hospital. We took some in to the hospital in the fall and now need to add to our stock so we can take more in the spring. Please consider making one from your scraps (instructions in Members' Handbook) or come to our "Memory Quilt Bee" on April 8th at Mannheim Community Centre, 9:00-4:00 P.M. You can come for any amount of time. We will be putting kits together again. It would be helpful if you could bring along your cutting mat, ruler, rotary cutter or scissors.

We have some fabric and batting. If you have any suitable fabric, bring that along. Cotton, polycotton, flannel, or eyelet in pastel colours would be great.

Bring your lunch and stay for the whole day. We will have treats!

Paula McDermott and Jean Carberry

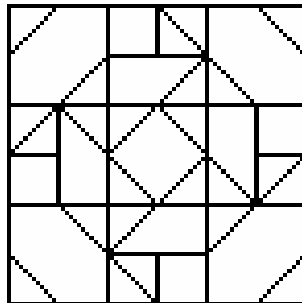
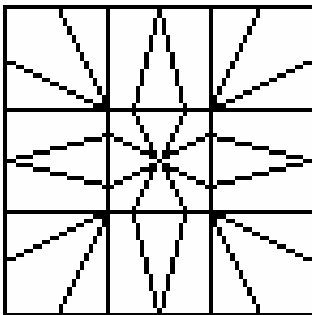


## On the Calendar 2009

- ⇒ **March 7-June 7, Quilt Treasures from the WCMA Collection.** See page 9 for details.
- ⇒ **April 17-19, Off The Wall and Under the Covers 2009.** Mississauga Quilters' Guild at Burnamthorpe Community Centre. For more information: [www.mississaugaquilterguild.ca](http://www.mississaugaquilterguild.ca)
- ⇒ **April 18-19, Works of HeARTS.** Region of York Quilters' Guild. Newmarket Seniors' Meeting Place, 474 Davis Dr. Newmarket, ON. Sat: 10-5, Sun: 10-4. Merchants' Mall, tea room, quilt appraiser on site. Wheelchair accessible. For more information: [www.regionofyorkquiltersguild.ca](http://www.regionofyorkquiltersguild.ca)
- ⇒ **May 1-3, Windsor Quilters' Guild Show & Sale.** Novelletto Rosati Sports & Recreation Complex, Windsor. Admission \$5. for more information call Vivian LaCroix 519-733-2886
- ⇒ **May 8-10, "Feelings in Fabric",** Kawartha Quiltmakers' Guild, 2009 Quilt Show and Sale. Evinrude Centre, 911 Monaghan Road, Peterborough. Admission \$6.00. For more information see [www.KawarthaQuiltmakersGuild.ca](http://www.KawarthaQuiltmakersGuild.ca) or email: [KQGquiltshow2009@live.ca](mailto:KQGquiltshow2009@live.ca)
- ⇒ **May 26-30, St. Jacobs Fibre Arts Festival.** Various locations in St. Jacobs. For more information see the Festival web site.
- ⇒ **CQA/ACC National Juried Show 2009, May 26-30,** Saskatoon, SK
- ⇒ **Oct 19-24 Quilts from Ireland.** Ailsa Craig. More information to follow.

## Calls for Entry

- ⇒ **Joseph Schneider Haus 2009 Quilt Block Contest.** The theme is "Wash Day Blues". Blocks will be received at the Schneider Haus office, until 4:30 p.m. Friday, April 17, 2009. Blocks must be postmarked no later than April 13, 2009. For more information call 519-742-7752
- ⇒ **The Grand National 2009. Postcard Quilt Art.** Arrival deadline is April 1, 2009 at Joseph Schneider Haus Museum. Postcards will be received at the Schneider Haus office until 4:30 p.m. on Wednesday, April 1, 2009. For more information call 519-742-7752 or email: [info@kathleenbissett.com](mailto:info@kathleenbissett.com)



*Fabrics & Quilts*

**Country Patchworks**

515533 11th Line RR#3 Woodstock ON  
 Owned & Operated by  
*Debra Eddy*

519-537-8753  
[www.countrypatchworks.ca](http://www.countrypatchworks.ca)

*Cherished pieces*

Fabrics to delight your senses!  
 Exceptional quality & selection at fair prices.

Call or email for a shopping appointment  
 519-842-6933 [cynthia@cherishedpieces.com](mailto:cynthia@cherishedpieces.com)

Or, shop securely 24/7 online  
[www.cherishedpieces.com](http://www.cherishedpieces.com)

Established reputation for rewarding shopping experiences. Tillsonburg, Ontario



### Waterloo County Quilters' Guild

P.O. Box 38044, Waterloo, Ontario, N2J 4T9

Email: [wcqg@wcquiltersguild.on.ca](mailto:wcqg@wcquiltersguild.on.ca)

- Monthly meetings take place on the 3rd Wednesday of the month, at the Albert McCormick Community Centre, 500 Parkside Drive, Waterloo, in the Community Room (use the Library entrance).
- To accommodate our large Guild, we have an afternoon meeting and an evening meeting each Guild day, with identical content. Meetings are usually 1-1/2 - 2 hours.
- Guests are welcome at all meetings (except the June business meeting): \$7 at the door (includes a coupon towards membership).
- New membership: \$40 (includes nametag).
- Renewal membership: \$35 per year.
- Guild pins (available at membership table) \$6.
- The Guild is run entirely by volunteers and help is always appreciated. Just speak to anyone on the Executive to get started.
- Executive Committee meetings are held on the 4th Wednesday of the month at 7:30 p.m. in the Community Centre.



### Meeting Checklist:

- ✓ Your nametag/lanyard
- ✓ Books to return to the Library
- ✓ Smile quilt, if you have one to donate
- ✓ Memory quilt, if you have one to donate
- ✓ Show & Tell quilts
- ✓ Fabric to donate to Guild Fabric Bank
- ✓ Fabric to donate for Memory Quilts
- ✓ Books & magazines to donate to the library
- ✓ Zehrs' tapes
- ✓ Touch Quilts, if you have one to donate
- ✓ Fabric/Batting to donate for Touch Quilts".
- ✓ Fabric for Rag Coat

The newsletter is published 9 times a year. There is no newsletter in December, July or August.

The deadline for submissions is the **4th Wednesday** of the month and can be made by email or telephone [sdhitchens@golden.net](mailto:sdhitchens@golden.net).

Submissions by email will be confirmed by email. Due date for the April newsletter will be **March 25th**.

#### Next Guild meeting:

**March 18, 2009**

#### Afternoon

- 12:45 p.m. Library opens
- 1:30 p.m. Meeting begins


#### Evening

- 6:45 p.m. Library opens
- 7:30 p.m. Meeting begins

### Greetings from the Editor

I have now returned home from my 2-month vacation in the American South West. This was a very interesting experience. I have already mentioned two quilt shops I visited. I was advised by an American friend about her favourite quilt shop in Tucson, AZ, unfortunately I didn't manage to visit that one, but did find another in Tucson which carried quite a large stock of 1930's fabrics. One of the best advertisements I saw was on a high-way billboard in Carthage, MO. The name of the quilt store was at the top of the sign, followed by the exhortation to: "SCREAM until your husband STOPS the car!!" Unfortunately, the shop was closed when we arrived and didn't open until 10 the next morning by which time we were well on our way.

Thank you, everyone, for your patience with delays in confirmation of receipt of your submissions. In motels, wireless internet reception is often "hit and miss"!



  
**The Olde Crow**  
 78 Metcalfe Street  
 Elora, On  
 ★ Fabric & Notions  
 ★ Clubs & Classes  
 Did you know that at The Olde Crow  
 when you buy 1 metre you get a free fat 1/4\*  
 (see store for details)  
[www.theoldecrow.ca](http://www.theoldecrow.ca)  
**226-384-CROW**  
 Want 2 stay in the loop? Give us your email  
 2 get the scoop!



**The Place to purchase  
 ALL your quilting supplies  
 Batiks, Asian, Thirties,  
 Black/White  
 100's of Books & More**

3991 Perth Rd 107, Shakespeare, N0B 2P0  
 (South of the lights)  
 A Short 30 min. from K-W  
 519-625-8435

Mon. to Sat. 10-5:30, Sun. 12-5:00

**CLOSED SUNDAYS IN MARCH**

Email: [heather@thequiltplace.ca](mailto:heather@thequiltplace.ca)

(Please note new email address)

  
**mad about Patchwork**  
 Secure Online Quilt Shop  
 Featuring Kona Solids from Robert Kaufman  
 & Woolies Flannel from Maywood Studios  
 Plus more fabulous fabrics & exclusive quilt kits  
[www.MadAboutPatchwork.com](http://www.MadAboutPatchwork.com)



**March Special  
 20% off  
 Wide Backings**

Workshops

- \*Oriental Illusions Jacket with Sheila O'Hagan
- \*Oriental Palms from the French Braid Book with Linda
- \*English Smocking with Marilyn Hollinger
  - \*Vest Pillow or Tote with Sandra
  - \*High Tech Tucks with Tina
- \*Basic Machine Quilting with Sandra
- \*Leaf Magic Little Quilt with Carol
- \*3D Landscape with Judy Gascho-Jutzi
- \*3D Monarch Butterfly with Tina
- \*One Block Wonders with Linda
  - \*Wednesdays with Sandra

Call for 519-584-2130 for further details

**Full Moon Frenzy**  
 Tuesday, Mar. 10<sup>th</sup>, 10am-8pm  
 30% off all regular priced fabrics  
 & 15% off all other regular priced items

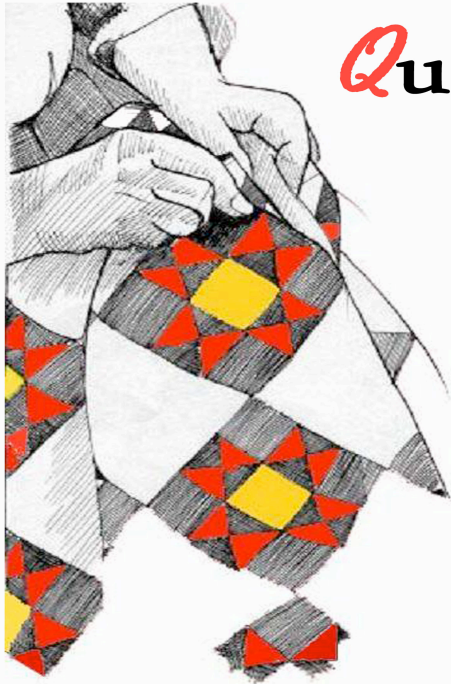
321 Lancaster St W. Kitchener ON N2H 4V4  
 519-584-2130 fax 584-2931

Hours: Mon. - Fri. 10am - 5pm Sat. 9am - 4pm  
[creativesisters@bellnet.ca](mailto:creativesisters@bellnet.ca) [www.creativesisters.ca](http://www.creativesisters.ca)

  
**Quilt Works**  
 of London  
 Featuring fine cotton fabrics, books,  
 patterns, notions & kits.  
 Long Arm Quilting Services.

699 Wilkins St. London ON (519) 668-7470  
 From hwy 401, go 2 miles north on Wellington Rd  
[www.quiltworks.ca](http://www.quiltworks.ca)





# Quilt Treasures

from the WCMA Collection

March 7 - June 7, 2009

This exhibit shares heritage quilts from one of the best museum collections in Ontario.

Wellington County   
**MUSEUM & ARCHIVES**

MUSEUM HOURS:  
Weekdays: 9:30 am to 4:30 pm  
Weekends and holidays:  
12:00 to 4:00 pm

0536 Wellington County Rd. 18  
R.R.1 Fergus, ON N1M 2W3  
Telephone: (519) 846-0916  
Fax: (519) 846-9630  
info@wcm.on.ca

[www.wcm.on.ca](http://www.wcm.on.ca)



## John M. Hall

THE HOUSE OF QUALITY LINENS

PARIS, ONTARIO N3L 2M3



### AN OLD-FASHIONED DRY GOODS STORE FOR THE QUILTER

❖LARGE SELECTION OF COTTON FABRICS❖

❖OLFA CUTTERS❖

❖OMNIGRID RULERS❖

❖COATS AND GÜTERMANN HAND QUILTING THREAD❖

❖HENCKELS SEWING SCISSORS❖

❖LARGE SELECTION OF COTTON FLANNELS❖

❖FOR PJ'S - BOXER SHORTS - NIGHTGOWNS❖

OPEN EVERY DAY: THURS & FRI NIGHTS TO 9 P.M.

43 GRAND RIVER ST. N. - PARIS

519-442-4242