

# Scraps of Wisdom

## Co-Presidents' Message :

### "Celebrating Benefits of Quilting" Part 1

Quilting positively influences our well-being, especially when we can "lose ourselves" in the process. Usually the activities that we enjoy the most are not ultimately good for us (not sure what they may be) but quilting is all good. Hopefully the only exception would be occasional negative stress resulting from broken needles, surprise empty bobbins, seams not matching, etc.

Therapeutic emotional benefits include increasing our confidence, developing higher self-esteem, expressing our creativity productively, and the ability to control our own journey. The results are a reduction in stress levels and blood pressure. Unfortunately it also reduces our bank account. However, it has often been said that quilting is cheaper than other forms of therapy. Actually, it would be wonderful if it was the only therapy that anyone ever needed (including the retail therapy of course).

If necessary, distraction from any stress in our lives occurs particularly when we get "in the zone" and is calming, thus providing an emotional outlet. Our wish for everyone is that your stress levels are not too high in the first place and that your quilting days are challenging in a positive, productive manner so that you experience the greatest amount of benefit available. There are so many other advantages for quilters (why would we continue otherwise?) that the discussion must continue in the next newsletter. Please stay tuned.

- Eileen Fennell & Kathy Langill

**Have Your Say** in how our guild is run! We currently require a president, vice-president, secretary, assistant treasurer, program chair and evening librarian for the 2016-17 guild year. It's your turn to step up and share this experience. Please speak to Eileen Fennell or Kathy Langill right away so you can be part of the planning for our future as a guild.



"In the Garden" by Dianne Meloun

The Waterloo County Quilters' Guild provides an opportunity for quilters to learn in a supportive, sharing, social environment. We encourage you to get the most out of your membership by becoming more deeply involved in the guild.

#### Inside this issue

My Appliqué Journey.....	2
Vikki's Using Up Scraps #3.....	3
Strategies.....	4
PAL Quilts.....	5
IPM Call to Entry.....	5
Chair Sale.....	6
Smile Quilts.....	6
Inches for COA/ACC.....	6
Mannheim.....	7
Quilt & Fibre Art Festival.....	8
Workshops with Carol Seeley .....	10
Classified.....	11
Hand Quilters Needed.....	12
Art Quilt Call to Entry.....	12
Fibreworks Call to Entry.....	13
February Blues.....	15
Focus on Quilting.....	16
Quilting Months Ahead.....	16
Your Executive.....	16

**Meeting Cancellations due to severe weather**—listen to KOOLFM 105.3—if the universities are closed our meetings will be cancelled. We will post on our facebook page as well.

## “My Appliqué Journey” with Nancy Wells



In March we continue our “Focus on Quilting” theme with a visit to the unique quilting challenges created by appliqué work. Guelph quilt artist, Nancy Wells, has had a long and very productive relationship with intricate appliqué. Her beautiful quilts often feature embroidery, beadwork, or sentiment items as embellishment. Nancy's quilts have been exhibited both nationally and internationally at venues such as Quilt Canada, The Grand National, the Pacific International Quilt Show (CA) and the World Quilt Competition (USA).

Plan to join us in March and discover a renewed passion for appliqué.

- Elizabeth McDowell Heagy & Elizabeth King



If you know of a guild member who has become ill, please let our secretary, Silvia Cadman, know so she can send a get well card from all of us.

# Using Up Scraps #3 with Vikki MacDonald #3

## Flying Blocks - from a 1930 pattern Also known as Flying Squares


- 1) Construct a scrappy 9-patch with a white/light background in the centre using  $2\frac{1}{2}$ " cut squares.




This also looks good done on point.



- 2) Make four rectangle units with background fabric rectangles cut  $2\frac{1}{2}$ " by  $6\frac{1}{2}$ " and different scrap fabric squares cut  $2\frac{1}{2}$ ".



- 3) Sew the first rectangle unit to the nine-patch as illustrated. Sew only half way.

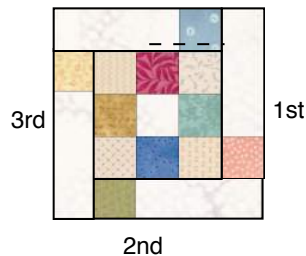


### Variation to create woven rectangles:



Make half the blocks as assembled in the instructions and the other half in reverse. Both shown here:




- 4) Next add the remaining three rectangle units as illustrated.



- 5) Finally, complete the partial seam.



## Another Scrap Quilt Idea



Each block is comprised of two A units and two B units. A is cut  $4\frac{1}{2}$ " square and B is four squares cut  $2\frac{1}{2}$ " x  $2\frac{1}{2}$ ".

The Quickie Four-Patch method shown on page 4 of the April 2012 Scraps of Wisdom can be used to make the B units. By using four different fabrics and cutting the strips 5", you can create a scrappy look.



## Strategies

A collection of all the "Taking the Mystery Out Of..." block strategies presented at guild since 2011 have been kindly compiled for us by Kathy Bissett. They look fantastic now that they are all computerized and put into colour. At the February meeting, sample copies were available for perusing. Copies will be available for those who pre-ordered at our March guild meeting for \$10.



**DON'T FORGET TO SIGN IN AT THE MEMBERSHIP DESK AND GET YOUR DOOR PRIZE DRAW TICKET!** It is important for fire regulations that we know how many people we have in the community centre especially during the afternoon meetings.



*Creative Sisters Quilt Studio*  
321 Lancaster St. W.  
Kitchener, ON N2H 4V4  
519-584-2130  
[www.creativesisters.ca](http://www.creativesisters.ca)

**Undercover Quilts And More**  
**Fabrics, Thread, Notions**  
**Quilted Gifts, Classes**

519 843 3930

223 St Andrew St E

Fergus, ON, N1M 1R2

[undercoverquilts@hotmail.com](mailto:undercoverquilts@hotmail.com)

Debit, Credit Card or Cash



*Fabrics & Quilts*

**Country Patchworks**  
Woodstock, Ontario

Ph. (519) 537-8753  
515533 11th Line  
R.R.#3 Woodstock, ON  
N4S 7V7

[www.countrypatchworks.ca](http://www.countrypatchworks.ca)

...Worth the Drive to the country!

## PAL Quilts

It seems appropriate to share this quote with you:

It comes from designer, Victoria Findlay Wolfe who started Bumble Beans Inc. to collect quilts for charity. She says on her website "Making a quilt to give away is like reaching out and giving a stranger a hug, and from that, everyone benefits." I could not agree more.

Please check your handbook for size guidelines when making charity quilts. Bigger is not necessarily better, particularly in the hospice setting.

Thank you for your continuing generosity. – Judy Siegner

Some guild members are sensitive to scents. Please refrain from wearing perfume to guild meetings.

Don't forget about the  
**Library Challenge**

Details in the  
September newsletter




Just a warm and friendly reminder from the IPM 2016 Quilt Committee that there's plenty of time to create your masterpiece for the show. The Entry Brochure and Entry Form are available at [www.plowingmatch.org/2016-committees/quilting](http://www.plowingmatch.org/2016-committees/quilting). Prizes for the eleven categories are valued at over \$4200, thanks to the generosity of our donors. Entry forms are due to Renske Helmuth, Committee Chair, by April 15th. The quilts themselves do not need to be delivered until August. Mark your calendars for the IPM 2016 "A Fresh Taste of Quilting" Show and Competition to be held at the Harriston Curling Club, August 19th & 20th. The committee is in the final stages of completing the quilts from the Quilt Block Challenge. Stay tuned for details of the upcoming raffle ticket launch and thank you again for providing us with such amazing blocks for these quilts. More pictures of the quilt blocks are available on the website.

Warmest regards, IPM Quilt Committee.



Bonnie Murdoch & Elizabeth King, judges, with some of the winning entries



## News from the Smile Quilts Committee

Courtney Caskanette, a long arm machine quilter and a member of the guild, has volunteered to quilt FOR FREE your Smile Quilt donations.


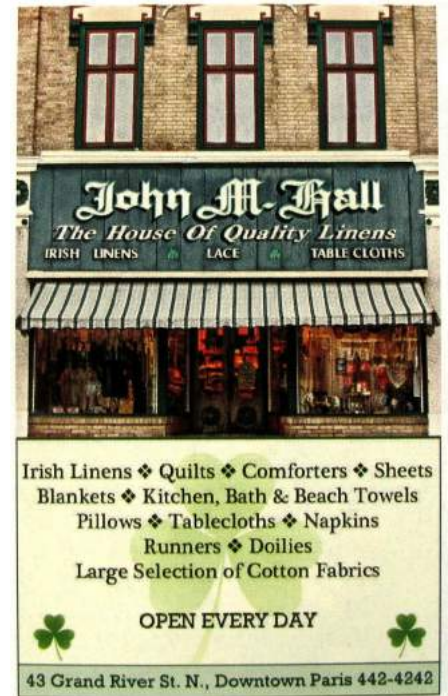
Courtney has been quilting for over a decade. She did long arm quilting for Ruffled Elegance in St Jacobs and started her own business.

Courtney will leave her business cards at the Smile Quilt table where you can pick one up. She will be doing simple meandering, nothing fancy, and she will leave the binding for you to do. As this new to us, we suggest that you pick up her business card and contact her directly so all arrangements will be made directly with Courtney. At this time, it will be convenient for you to leave your quilts with us at the Smile Quilts table for Courtney and she can leave the quilted items there for you to pick up.

This is extremely generous of Courtney; the Smile Quilt Committee really appreciates this fine offer. This is a trial for the time being, so we'll see how it goes. We have to start somewhere as we don't want to miss this great offer!

THANK YOU, COURTNEY! From the Smile Quilt Committee

Joan, Helene, Peggy, Jean, Jennifer & Marilyn




## CQA/ACC Collecting "Inches" from Quilt Guilds Across Canada

Once again, CQA/ACC is collecting "inches" from guilds. They are travelling from Lethbridge, AB (QC2015) to Toronto, ON (Mississauga) home of Quilt Canada 2016. They will track the inches on their map of Canada every month and keep you posted on just where they are. The journey is 3,627.28 km and that is 142,806,299.2 inches, so they need your help getting there.

Please measure the inches around the perimeter of your 'Show & Tell' and charity quilts and email the information to Kathy Bissett at [wccqg@wcquiltersguild.on.ca](mailto:wccqg@wcquiltersguild.on.ca), who will forward our "inches" on to them. Thanks for participating on this trip to Toronto!

Scraps of Wisdom - March 2016



## Annual "Chair Sale"


The annual Chair Sale will be held at the MARCH meeting this year, a chance to gather once-loved but no-longer-wanted treasures to hopefully sell to new owners.

Elizabeth King  
& Elizabeth McDowell  
Heagy



Waterloo County Quilters' Guild

## Mannheim Quilting and Sewing Circle



Come out to the Mannheim Quilting and Sewing Circle on Wednesday, March 9 from 9-4, and we'll celebrate spring with an enjoyable day of quilting. Yes, lots of people will be going south for a warm weather break this month - including my co-

host Megan - but I know we are going to have way more fun at Mannheim than in Miami! At least we won't have to complain about getting sand in our sewing machines. Bring the project of your choice to work on and a packed lunch - tea and coffee are provided. Your \$4 donation helps pay for the room rental. Find directions to the Mannheim Community Centre on our guild website or in your membership handbook. And remember, in case of inclement weather, if schools are closed in the morning then our Sewing Circle will be cancelled. Don't hesitate to call Tamara Gilhuly with any questions! Hope to see you there.

## Deposits and Expenses

Our financial year end for the guild, April 30, will be here soon! Please be sure to have all your funds to be deposited, or expenses to be reimbursed for, submitted to Linda Collins or Darlene Yanke as soon as possible. Please plan to have these in by the April Exec meeting at the latest, and sooner if you can manage! One or both of us will be at each of the March and April guild meetings, a convenient time to seek us out. You will help make our job easier and also help us have an accurate financial record of the year's transactions. Thank you! Darlene and Linda

# QUILT & FIBRE ART FESTIVAL

WATERLOO REGION  
& BEYOND

May 24-28

2016



[www.stjacobs.com](http://www.stjacobs.com)

1-800-265-3353

## Twentieth Annual Quilts for the World - St Jacobs Mennonite Church May 24 - 27, 2016

These exhibitors are looking for quilts bought in the last 50 years of MCC's New Hamburg Relief Sale. If you have a quilt you'd be willing to show at this venue, please contact Doris Pfohl: [wdpfohl@yahoo.ca](mailto:wdpfohl@yahoo.ca), Lorene Martin: [hl.martin@rogers.com](mailto:hl.martin@rogers.com) or Ella Brubacher: [lbrubacher1942@rogers.com](mailto:lbrubacher1942@rogers.com)

# Quilt & Fibre Art Festival

Waterloo Region & Beyond



## May 2016

1-800-265-3353

www.stjacobs.com

TUE 24	WED 25	THU 26	FRI 27	SAT 28
-----------	-----------	-----------	-----------	-----------

### ST. JACOBS

<b>A SAMPLING OF QUILTS &amp; MORE</b> Guest Artists: Grand River Mod Squad Tea & treats on lower level Quilt Block Challenge: <b>A Square In A Square</b>	<b>St. Jacobs Schoolhouse Theatre</b> 11 Albert St. St. Jacobs N0B 2N0 <b>Admission \$6.00</b> includes tea	10-7	10-7	10-7	10-7	10-4
<b>THE TRUNK SHOW</b> Guest Artist: <b>Sharon Fisher</b> of Mount Forest: traditional, primitive & whimsical themes - hand embellished	<b>St. James Lutheran Church</b> 1407 King St. N, St. Jacobs N0B 2N0 Tickets \$5.00 at the door or phone 519-291-4709 for advance			Shows 2:30 7:30		
<b>CONTEMPORARY FIBRE ART</b> Guest Artist: <b>Kathy White</b> of Stratford; yarn painting exhibit	<b>Silo Weavers, The Village Silos</b> 1441 King St. N, St. Jacobs N0B 2N0 <b>Admission FREE</b> 519-664-2421	10-6	10-6	10-7	10-6	10-4
<b>EXHIBITS AT THE MILL</b> • Canadian Embroiderers' Guild Guelph • Grand Guild Of Fibre Artists • Group of Eight	<b>The Mill</b> 1441 King St. N, St. Jacobs N0B 2N0 <b>Admission</b> by donation	10-6	10-6	10-6	10-6	10-6
<b>MYSTERY BUS TOUR <b>NEW ROUTE</b></b> Experience Mennonite country with lunch, story telling and crafts www.quiltessentials.ca	<b>Contact Salome</b> 519-664-2060 or salome@quiltessentials.ca <b>Advance Tickets</b> \$50.00 per person <b>Bus Pick-Up</b> behind St. Jacobs Mennonite Church, 1310 King St. N. N0B 2N0	9:30-5				
<b>FIBRE ART CLASSES</b> Hands-on experiences; wet felting, rug hooking, yarn painting Class descriptions posted online at www.stjacobs.com	<b>St. Jacobs Mennonite Church</b> 1310 King St. N, St. Jacobs N0B 2N0 <b>Fee</b> varies per class <b>Contact</b> Quilter's Nine Patch, Elmira www.quiltersninepatch.ca 519-669-9511	<b>CLASSES TUES WED THURS</b> <b>2 TIMES DAILY 9:30 1:00</b>				
<b>QUILTS FOR THE WORLD</b> <b>Display:</b> quilts purchased over the past 50 yrs at the New Hamburg Mennonite Relief Sale auction	<b>St. Jacobs Mennonite Church</b> 1310 King St. N, St. Jacobs N0B 2N0 <b>Admission</b> \$5.00, proceeds to MCC World Relief	10-7	10-7	10-7	10-4	
<b>MERCHANT MARKET <b>NEW VENUE</b></b> A variety of vendors hosted by Quilt Essentials - Merchant Market located behind the store - lunch available	<b>Quilt Essentials</b> 1340 King St. N, St. Jacobs N0B 2N0 Parking on Princess St. <b>Admission FREE</b>		10-5	10 to 7:30	10-5	

### CAMBRIDGE

		Tues	Wed.	Thurs.	Fri.	Sat.
<b>MCDUGALL COTTAGE</b> <b>The Myth and Majesty of Scotland</b> 14th Annual Wee Quilt Challenge www.mcdougallcottage.com	<b>McDougall Cottage</b> 89 Grand Ave. S, Cambridge N1S 2L7 <b>Admission</b> by donation McDougall@regionofwaterloo.ca 519-624-8250		12-5	12-5	12-5	12-5
<b>MARCH 3 TO JULY 3</b>						

### FERGUS

<b>WELLINGTON COUNTY MUSEUM</b> <b>Threadworks: Flashback</b> is the theme for the 2016 juried show www.wellington.ca/museum	<b>Wellington County Museum &amp; Archives</b> 0536 Wellington Rd. 18, Fergus N1M 2W3 519-346-0916 <b>Admission</b> by donation	9:30- 4:30	9:30- 4:30	9:30- 4:30	9:30- 4:30	1-5
<b>APRIL 16 TO MAY 29</b>						

### KITCHENER WATERLOO

<b>JOSEPH SCHNEIDER HAUS MUSEUM</b> <b>Clearly Canadian:</b> Quilt Block Challenge theme - Submissions due April 8. Preview of quilts for New Hamburg Mennonite Relief Sale until May 26. Quilting activities & quilting bee www.josephschneiderhaus.com	<b>Joseph Schneider Haus Museum</b> 466 Queen St. S, Kitchener N2G 1W7 <b>General Admission</b> jsh@regionofwaterloo.ca 519-742-7752		10-5	10-5	10-5	10-5
<b>MAY 4 TO MAY 29</b>						

### NEW HAMBURG & STRATFORD

<b>NEW HAMBURG MENNONITE RELIEF SALE <b>CELEBRATES 50 YEARS</b></b> One of Canada's largest quilt auctions <b>Quilt Preview</b> Friday, <b>Quilt Sale</b> Saturday www.nhmrs.com	<b>Fairgrounds</b> 251 Jacob St. S, New Hamburg N3A 1C6 519-745-8458 or 1-800-313-6226				5:30- 9:30 pm	7-4
<b>STRATFORD PERTH MUSEUM</b> <b>"My Corner of the World"</b> 80 piece show from Studio Art Quilts Associates (SAQA). Canadian & International artists interpret their "corner of the world" www.stratfordperthmuseum.ca	<b>Stratford Perth Museum</b> 4275 Huron Rd., Stratford N5A 6S6 (Just west of Stratford on Hwy #8) <b>General Admission</b> Micaela@stratfordperthmuseum.ca 519-393-5311	9-5	9-5	9-5	9-5	9-5
<b>MAY 21 TO AUGUST 14</b>						



## February at the Mannheim Quilting and Sewing Circle

Tamara Gilhuly reading the book, "Stone Soup" at the February Mannheim Quilting and Sewing Circle. Megan Stauch and Tamara Gilhuly created 2 different, yummy soups from the vast variety of soup ingredient contributions. Judy Pearce made her ever popular buns on site to go with our soup.

Great soup, great buns, great company!

Submitted by Ruth Hicks



*Your Sewing Project Starts Here...  
Where Quality & Service Matter!*



*Cherished pieces™*  
For Quilters & Sewists



*One of Ontario's  
Finest Quilt Shops*

133 Broadway St. Tillsonburg • 519-842-2658 • Tues-Fri 10-4; Wed 10-7; Sat 9-3  
[WWW.CHERISHEDPIECES.COM](http://WWW.CHERISHEDPIECES.COM)

**De Olde Fabric Shoppe**  
Over 2000 bolts of exquisite designer quilting fabrics to browse.  
Large variety of kits, books, patterns and notions.

Register online for our Friday Freebie Offers

327 Erie St., Stratford, ON, N5A 2N1 519-273-5773  
[www.yeoldefabricshoppe.com](http://www.yeoldefabricshoppe.com) [yeoldefabricshoppe@rogers.com](mailto:yeoldefabricshoppe@rogers.com)



Laleham Willows Quilting Retreats  
and Long Arm Services

Offers quilting retreats in South  
Western Ontario  
Join our Frequent Quilter's Club.  
website: [www.lalehamwillows.com](http://www.lalehamwillows.com)

Phone: 519-400-7354  
Email: [Brigitte@lalehamwillows.com](mailto:Brigitte@lalehamwillows.com)  
Email: [Monica@lalehamwillows.com](mailto:Monica@lalehamwillows.com)

**Carol Seeley Workshops** The following workshops are designed to build consecutively but are also valid and enjoyable as stand-alone classes.

### Thursday, April 21 - 'Seascape'

Create a small quilted seascape while learning fabric selection to create visual depth, as well as Carol's special pieced appliqué construction method. Both machine and hand construction will be demonstrated. Your choice of one of three patterns will be provided. An overview of pattern development and further embellishment ideas will be discussed. Sewing machines will be required only for those wishing to use machine construction. Additional kit fee: \$2.



**Level:** All skill levels

Contact Elizabeth King or Elizabeth McDowell-Heagy as soon as possible to reserve your place. See February's newsletter for more information.



Almost full!

Friday, April 22

### Landscape Embellishments - Basic

A simple landscape can take on an authentic look with a few simple surface embellishments. Explore these basic techniques that Carol uses in her landscape quilts. With a simple landscape prepared before class (or in Thursday's workshop), create the illusion of water movement and shading with tulle and thread. Then learn the machine embroidery process for creating textured trees on your islands from far away to close up. Finally create a passing sailboat while learning the basic thread painting process. A sewing machine with zigzag capability is required.



Additional kit fee: \$3.

For those not taking Workshop 1, a simple pattern will be provided for preparation prior to this course, or you may create your own design (8"x14" is suggested).

**Level:** all Levels

A few spots still available

Saturday, April 23

### Landscape Embellishments - Intermediate

*Note – if you have not taken Friday's class, you will need some basic experience with free motion stitching.*

The day will be spent exploring thread painting and all it can do to create texture on your quilt surface. All embellishments will be made separately from the piece and applied after the top is quilted; therefore no pre-class work is necessary. Workshop includes lacy thread painting with tulle and confetti to create realistic boughs, bushes and trees. Also included is fine thread painting of detailed imagery such as a whale or eagle. Processes for creating a waterfall and a 3D tree trunk will be demonstrated. The background pattern to build Whale Passage (pictured here) will be provided but no time will be spent in class on its actual construction since this is an embellishment class only.



# Classified

**FOR SALE:** OLISO Iron - As a Christmas gift, my wonderful husband bought me an OLISO Iron. It is the fancy yellow one that goes up and down at the touch of your hand. This iron has an enormously long cord and never needs to be standing on end thereby cutting the chances of it falling over or sending your steam into the room around you. Retail value \$249.99 plus tax \$32.50, selling for \$150 with no tax, a saving of \$132.49. I'm selling it because I broke my wrist rather badly some time ago so I find this iron is too heavy for me.

Phone Cathy Potvin 519-894-0980 or email cath-cher@bell.net




**FOR SALE:** Singer 7-drawer Sphinx treadle sewing machine No. 27-4. The cast iron base is on wheels and has the "SINGER" logo in the center. Carved design on both sides of the cabinet and on all 6 of the side drawers. The machine is in working order and comes with instruction manual for the machine, instruction manual for the attachments, extra attachments, three open-end leather treadle bands, six bobbins and extra needles. Asking \$375.00 or best offer. Contact Marilyn @ (519) 894-2086.

**SEW EASY**  
D.I.Y. Quilting and Sewing

Grier Rennie  
31 Greenbough Court  
Kitchener, ON N2N 1L8

226.647.3107  
seweasystudio@gmail.com  
*"Helping you to do it yourself"*



**Fabric, Quilting Supplies,  
Ready & Custom Made Quilts**

3991 Perth Rd. 107, Box 223, Shakespeare, ON N0B 2P0

**THE QUILT PLACE**

**HEATHER STOCK**  
519-625-8435  
e-mail: heather@thequiltplace.ca

**FABRIC . HOME DECOR . PRESERVES . QUILTS .**

[www.quiltedheirlooms.ca](http://www.quiltedheirlooms.ca)

**The Market Mercantile**  
**QUILTED HEIRLOOMS**

Get creative with our good selection of fabric & sewing supplies

**NEW HOURS**  
Tues & Fri 10-4  
Thurs & Sat 8-4  
(Tues & Fri starting in April)

**At the Market Complex in the Log Cabin 519-884-2938**

Did you know guild members may advertise for **FREE** in our classified section?  
One ad per issue per guild member—the content must be quilt related.

## Hand Quilters and Quilt Tops Needed

There are 3 upcoming opportunities for those of you who enjoy hand quilting. Please consider taking part in one or more of these wonderful activities.

1. The Relief Sale Committee has been offered a booth at the Creativ Festival in Mississauga on Friday, April 22nd and Saturday, April 23rd....**Nancy Winn, Arlene Martin and Marg Sandiford are planning to help. Caring Connections will supply the quilt.**
2. Each year during the Quilt and Fibreart Festival in May, the WCQG is asked to set up a quilt at Joseph Schneider Haus and supply quilters who would come to quilt it...**Our thanks to Kathy Pegelo for taking on this responsibility. Please let her know when you are able to come, enjoy a delicious lunch and help with the quilting.**
3. This year is the New Hamburg Mennonite Relief Sale's 50th annual sale and quilt auction. There are many special activities being planned to celebrate this milestone. The quilt committee has been asked to find a group of quilters who would set up a quilt in a special tent dedicated to the 50th on the fairgrounds. We have sent a request to our quilt donors but have not had a response. It could be that many of them are busy in other tents that day. Is there a group of you who would take this on? The quilt committee can't organize this as we already have much to do leading up to those days and for the duration of the auction. It would involve setting up a quilt at the New Hamburg fairgrounds during the day on Friday, May 27th and having quilters there for several hours on Friday evening. There would also need to be quilters there during the day on Saturday, May 28th. This would also be a situation where visitors to the tent would be invited to quilt with you. **Here's your chance to contribute to a very worthy cause and quilt the day away!**

Thank you for considering this.

Judy Pearce

## CALL TO ENTRY - VIDEO PROJECT TO BE DISPLAYED IN THE BERLIN TOWER ARTSPACE IN KITCHENER CITY HALL

Joan Hug-Valeriotte, quilter, film and video maker, is requesting pictures of contemporary art quilts for a video project to be displayed on a bank of 20 Christie MicroTiles in the Berlin Tower Artspace in Kitchener City Hall in April and May 2017 to contrast with the traditional quilts that will be on display from the Relief Sale. She will need up to 200 photographs of these quilts along with written permission from the quilt-makers to use them for public display. We are providing Joan with pictures from our most recent exhibit, but she will not include any picture without the quilt artist's written permission. Please contact Kathy Langill if you are interested in being involved in the project or have any questions. More information will follow in our April newsletter.

# FIBREWORKS 2016

September 9 – November 13, 2016



Fall 2016 marks the 16th edition of *Fibreworks*, a popular biennial juried exhibition of contemporary Canadian fibre art. It is a showcase of the most current and versatile approaches to fibre as a medium. This exhibition is one of the largest group shows in Canada and serves as a survey of the artists currently working in the medium. As many as 35 artists participate in the exhibition. All works selected are eligible for the Jurors' Award and may be purchased by Idea Exchange Art + Design (previously Cambridge Galleries) as part of its permanent collection dedicated exclusively to Canadian fibre art. The *Fibreworks* 2016 exhibition takes place at the Queen's Square Gallery from September 9 – November 13, 2016.

## CALL FOR SUBMISSIONS

Idea Exchange Art + Design is looking for Canadian artists working in the fibre medium. Eligible works include any artwork in which fibre or textiles is the principle medium.

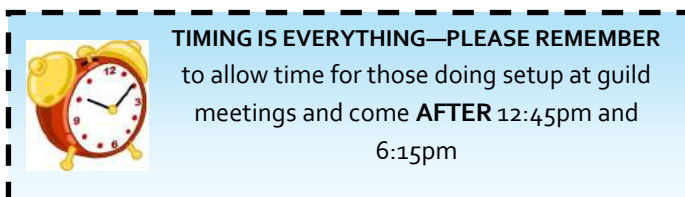
## CONDITIONS OF ENTRY

1. Open to all Canadian artists. Limit of 3 entries per artist. Deadline for entry is **Monday, March 28, 2016**.
2. Eligible works include any artwork in which fibre or textiles is the principle element.
3. All works must have been completed by the artist within the last 2 years. All works must be of reasonable size, ready to install and available to ship within Canada.
4. Each entry may be represented by up to 3 images including details. Each image must be numbered and include the name of the artist and title of each artwork. Please submit images saved as RGB compatible JPEG files — image size: 1024 x 768 pixels, resolution: 300dpi.
5. All submitted information should be in digital format (Word and PDF documents accepted). Include a brief statement (150 words max.) describing each submitted artwork and a 1 page CV.
6. Final selections will be made at the discretion of the jurors. All decisions are final. Selected artists will be notified by June 30, 2016.
7. Finalists will receive an honorarium of \$100 for each artwork selected. Shipping costs will be covered by the gallery.
8. The Jurors' Award will be announced at the opening reception on Friday, September 9, 2016.

**Please submit all documents and images through our online application:**


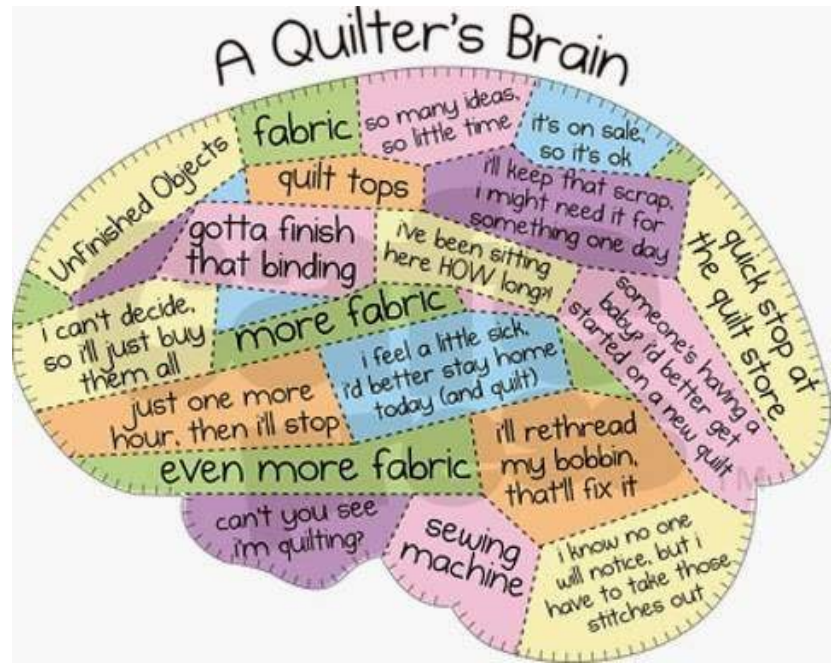
<https://ideaexchange.submittable.com/submit/49885>

For more information, contact Cherie Fawcett at [cfawcett@ideaexchange.org](mailto:cfawcett@ideaexchange.org).





Please remember to listen politely to our speakers. Save the chatter for another time!



## Advice from a Singer Sewing Machine Manual from 1949

Prepare yourself mentally for sewing. Think about what you are going to do. Never approach sewing with a sigh or lackadaisically. Good results are difficult when indifference dominates. Never try to sew with a sink full of dirty dishes or beds unmade.

When there are urgent housekeeping chores, do these first so that your mind is free to enjoy your sewing. When you sew, make yourself as attractive as possible. Put on a clean dress. Keep a little bag of French chalk near your sewing machine to dust your fingers at intervals. Have your hair in order, powder and lipstick put on. If you are constantly fearful that a visitor might drop in or your husband will come home, and you will not look neatly put together, you will not enjoy your sewing.



## Library Challenge

It's not too late to join in our Library Challenge! All you have to do is make a project (quilt/wallhanging) appearing in one of our guild library books, then bring it to Show & Tell (be sure to stop by the library first to let us know you are showing it, and the name of the book you used). We will then enter your name in a draw for a prize. You can show your project at March, April or May meetings, so there's still lots of time to get sewing!

## NESTY OWLS

Our members are NOT procrastinators. The Nesty Owls are being completed and shown, but you have until May to show your completed project.

February blues didn't get us this winter as we enjoyed...



A hand quilting workshop with Emily Hunsberger and friends at Mannheim



Vernon and Minerva Knorr demonstrating how sewing machines work.



Betteanne Nichols sharing her machine embroidery skills.



Marg Notar sharing her thread work techniques .

**CREEKBANK Sewing Machine SHOP** made to create **BERNINA**<sup>®</sup>

*Your One Stop Sewing Shop*

- Sewing Workshops
- Embroidery designs & Supplies
- 100% Cotton Quilt Fabrics and sew much more

Service to all makes  
**Vernon & Minerva Knorr**  
**519-323-2693**

# "Focus on Quilting"

## Program Outline 2015 -2016

**March** - Nancy Wells, Guelph, ON, will share her beautiful appliquéd quilts in "My Appliqué Journey".

**April** - Carol Seeley, Campbell River, BC, is accomplished in many genres of quilting. In addition to presenting "My Quilting Journey", Carol will conduct 3 landscape/seascape workshops.

**May** - Dorothy Fu, from the Toronto area, will discuss her diverse quilting interests, from hand quilting to machine quilting, from traditional work to portraiture and from piecing to machine appliqué, during her informative trunk show.

**June** - Annual General Meeting, evening meeting only



## Quilting Months Ahead

### Elected Officers of the Guild 2015-2016

Co-Presidents: Kathy Langill & Eileen Fennell  
 Vice President: Vacant  
 Treasurer: Linda Collins  
 Assistant Treasurer: Darlene Yanke  
 Secretary: Silvia Cadman  
 Past President: Trudy Dey

### Standing Committees of Guild

Historian: Ruth Hicks  
 Librarians: Ruthanne Snider (A)  
 Tamara Gilhuly (E) &  
 Margaret Gilhuly (E)  
 Membership: Madeline Hughes (E)  
 Pat Lockyer (E)  
 Kitty Mitchell (E)  
 Betty Anne Scott (A)  
 Bettie Schuurman  
 Newsletter: Marg Sandiford  
 Pat Lockyer - Mailings  
 Advertising Coordinator: Marg Sandiford  
 Program & Workshops: Elizabeth King &  
 Elizabeth McDowell Heagy  
 Program 2017-2018: Kathy Langill, Chair  
 Glenda Dippel and Ulka Khare  
 Quilt Exhibit: Bonnie Murdoch, Co-chair  
 & Ruthanne Snider, Co-chair  
 Website: Kathy Bissett

Our website: <http://www.wcquiltersguild.on.ca/>

Month	Day	Activity
March	5	Mini Retreat
March	9	Mannheim Quilting and Sewing Circle
March	16	Regular Guild Meetings
April	13	Mannheim Quilting and Sewing Circle
April	20	Regular Guild Meetings & Chair Sale
April	21,22,23	Carol Seeley Landscape/Seascape Workshops
April	22,23	Creativ Festival in Mississauga
May	11	Mannheim Quilting and Sewing Circle
May	18	Regular Guild Meetings
May	24 - 28	Quilt & Fibre Art Festival
May	25	Library Inventory 1—4pm
May	27 - 28	New Hamburg Mennonite Relief Sale
June	8	Mannheim Quilting and Sewing Circle
June	15	Annual General Meeting EVENING ONLY
June	15-18	COA/ACC Quilt Canada 2016 in Mississauga