

# Scraps of Wisdom

## President's Message : Remedies to Preserve Our Guild

We all have the same ultimate goal of maintaining a healthy, productive guild. It is our objectives that may differ and they often change over time. We may value the social aspect initially, and then we could decide to explore learning various skills. We are team members who contribute in many different ways. The guild thrives in a supportive, non-judgemental environment that promotes positive attitudes. We show courtesy and respect for individual differences, skill levels and experiences. This is evident when everyone applauds equally for all quilts during "show and tell". Communication between us is best practiced at appropriate times. Everyone feels better when this occurs before and after meetings, rather than during the announcements and presentations. Of course I'm referring to long, loud conversations - not occasional whispered (positive) comments. I'm aiming a for a realistic analogy here.

We need to feel appreciated too. Volunteering in any way we are capable of at any given time boosts our immunity to unhealthy viruses. This particular remedy is necessary and immeasurable. Acceptance of each other with kind words and smiles and welcoming new members and guests develops into an optimistic, positive atmosphere and reputation.

With our unique blend of personalities, we could potentially encounter challenges. However, we all improve by working through them. We can all contribute to fostering the overall development and well-being of our guild, spreading into the community as well. Keep up the good work!

- Eileen Fennell, President

## Executive Opportunities

We will be needing the following executive and chair people for our next guild year, 2017-2018: **Vice-president**, **apprentice treasurer** and **afternoon librarian**. **Vice-president responsibilities** include presiding at meetings in the absence of the president, conducting the election of officers at the AGM, presenting the list of nominees and calling for any further nominations from the floor and acting as executive liaison for the outreach committees and CQA. The **Apprentice treasurer** would shadow Darlene Yanke, our current treasurer, who would mentor you into the role of treasurer. The **Afternoon librarian** is responsible for setting up the library, purchasing books and organizing library helpers and the annual inventory.

Please start thinking about who you will nominate or if you would be willing to put in your own name, for these or any other executive position.



Canada's Big Quilting Bee starts with our Slab Days on March 24th & 25th

See pages 16 & 17

The Waterloo County Quilters' Guild provides an opportunity for quilters to learn in a supportive, sharing, social environment. We encourage you to get the most out of your membership by becoming more deeply involved in the guild.



### Inside this issue

|  |    |
|--|----|
| Robin Bogaert.....                       | 2  |
| Mini Retreat.....                        | 3  |
| Using up Scraps with Vikki.....          | 4  |
| Days for Girls.....                      | 5  |
| Days for Girls.....                      | 6  |
| Mannheim Sewing Circle.....              | 7  |
| Thank you, Carol Ross Williamson.....    | 8  |
| Planning for 2017-2018.....              | 8  |
| Arthritis Society Quilt.....             | 9  |
| WCQG Quilt Exhibit 2017.....             | 10 |
| WCQG Quilt Exhibit Magnets.....          | 11 |
| Classified.....                          | 12 |
| Library Update.....                      | 13 |
| PAL Quilts.....                          | 13 |
| Grand National .....                     | 14 |
| Vera's Place.....                        | 15 |
| Canada's Big Quilting Bee Slab Days..... | 16 |
| Alias Grace With Eileen and Kathy... ..  | 18 |
| Program & Your Executive.....            | 19 |
| Quilting Months Ahead.....               | 19 |



## March Program

### Robin Bogaert

Robin Bogaert is a long arm quilter, owner and creator of [quiltingintheloft.com](http://quiltingintheloft.com), and has many years of quilting experience. Robin was the past owner of a quilt shop in Windsor, Ontario and has recently located in Waterloo. Robin's roots in quilting are traditional, however she appreciates modern quilt design as well and considers the focus of her work to be designing, teaching, free motion quilting and thread painting.



Robin is a past member of Windsor Quilters' Guild, Erie Shores Guild and Waterside Quilters and keeps up to date with current quilting and sewing by being involved with the Elmira Needle Sisters and the Waterloo County Quilters' Guild.



In addition to blogging for <http://www.quiltingintheloft.com/> Robin custom quilts for others with her long arm machine, teaches classes, shows her quilts (in Ontario and other Canadian provinces), designs patterns and sells some of her patterns on [Craftsy.com](https://www.craftsy.com) and [PatternSpot](https://www.patternspot.com). Robin was featured in the Summer 2016 issue of Quilters' Connection Magazine and will be featured in the Canada 150th edition of Quilters' Connection Magazine in the summer of 2017.

We look forward to Robin's presentation!

Triangle Tango by  
Robin Bogaert





**CHEEKYBANK**  
**Sewing Machine SHOP** made to create **BERNINA**<sup>®</sup>



*Your One Stop Sewing Shop*

- Sewing Workshops
- Embroidery designs & Supplies
- 100% Cotton Quilt Fabrics and sew much more

Service to all makes  
 Vernon & Minerva Knorr  
**519-323-2693**



**DON'T FORGET TO SIGN IN AT THE MEMBERSHIP DESK AND GET YOUR DOOR PRIZE DRAW TICKET!** It is important for fire regulations that we know how many people we have in the community centre, especially during the afternoon meetings.

## MINI RETREAT SATURDAY MAY 6TH

Would you like to have a free day to just sew...no meals to prepare or laundry to do? Then come to the May 6th Quilt Retreat at Emmanuel United Church from 9am to 9pm. You will be fed two delicious meals...all for just \$40!

If you have nothing to work on, come to work on a quilt for Vera's Place, which is next door to the church. Judy Siegner has cut and prepared the quilt pieces for 4-patch units and even added setting triangles. Or bring your own project and donate a few minutes to assist in the piecing.

Sign up will be at the April guild meetings.

- Submitted by Marilyn Hollinger

*Cherished pieces*<sup>™</sup>  
 For Quilters & Sewists



Monthly Specials – Weekly Features

Classes – Upscale Retreats

Tues. – Fri 10-4, Wed till 6, Sat 9-3

133 Broadway Street, Tillsonburg, On

519.842.2658

[www.CherishedPieces.com](http://www.CherishedPieces.com)

"Keeping You In Stitches"

SERVICE TO ALL MAKES INDUSTRIAL & DOMESTIC



PRO  
**SEWING MACHINE DOCTOR**

PROFESSIONAL SCISSOR & KNIFE SHARPENING HAVE TOOLS WILL TRAVEL

*Stefan Deskur* Tel - (519)837-1322  
 www.prosewingmachinedoctor.com Fax - (519)837-5796  
 Email - stef@sewdoc.ca

Fabrics & Quilts

*Country Patchworks*

Woodstock, Ontario

Ph. (519) 537-8753  
 515533 11th Line  
 R.R.#3 Woodstock, ON  
 N4S 7V7

www.countrypatchworks.ca  
 ...Worth the Drive to the country!

# Using Up Scraps #10 with Vikki MacDonald

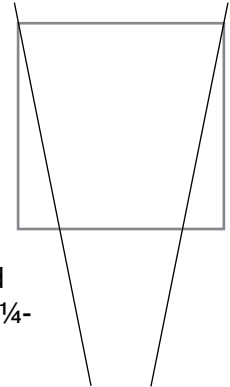
## Tumbler Quilts

### Tumbler Template Drafting




*Detail of Vikki's Tumbler Quilt*

On paper draw a 5" square. On the bottom line of the square go in 1 inch on both edges. Draw extension lines from the upper corners to the 1-inch mark and extend them. Choose any size tumbler you wish. If you cut your template  $\frac{1}{2}$  an inch higher than the final desired size, you will have a template that includes the  $\frac{1}{4}$ -inch seam allowances.



### Quilt Construction Tips

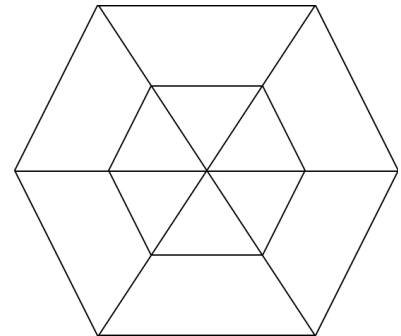
1. When joining tumblers in a row, press all the seams in the same direction. For the next row press all the seams in the opposite direction. Then the seams nest easily.
2. At the corners of two tumblers being sewn together there is a small overlap which should meet at the  $\frac{1}{4}$ -inch mark.
3. Cutting out the tumblers is a no-waste situation. From a strip cut the height of your template, cut tumblers, alternating the direction of the tumbler.



## Hexagonal Quilts

### Hexagonal Template Drafting

- Draw lines on a hexagon as long as you wish.
- Mark equal points of lengths on each line.
- You can create a template for any size hexagon you wish.
- Don't forget to add a  $\frac{1}{4}$ -inch seam allowance on all cut sides if you split the shape as in Tamara Gilhuly's quilt below right.



### Bonus

To change the size of any block on a photocopier: Divide the size you want by the size you have and multiply by 100%.

$$\frac{\text{size you want}}{\text{size you have}} \times 100\%$$





Days for Girls



# What Is Days For Girls?

Worldwide many girls miss days every month, and many leave school altogether, due to a lack of feminine hygiene products. DAYS FOR GIRLS provides washable sanitary kits, the proven cheapest and environmentally friendliest solution.

- ☑ **Education:** Decrease absenteeism, lessen dropout rate. Continuous schooling and more likely to graduate.
- ☑ **Health:** Safe and healthy and awareness on Feminine Health
- ☑ **Economical:** Huge savings, reusable for 3 years
- ☑ **Environment Friendly:** Zero wastes for 3 years

## If you care, give underwear

Your help is needed to fill a large order of Days for Girls kits that will be taken to Kenya, Tanzania, Angola and Haiti this year. Days for Girls Kitchener Team will be delivering 1,000 kits to young women this year allowing them to attend school when menstruating.

On March 15 and April 19, our team will be collecting supplies for our kits. Please help with a donation of girls and ladies panties. Girl's sizes 10, 12 and 14, also ladies small are needed. They need to be full briefs, no bikinis or boy cut. Brightly coloured is best.

### Is your stash taking over your house?

We need fabric: 100% cotton for our shields and bags (bright and colourful); flannelette (darker prints and solids); no animals, faces, bugs or camouflage; at least 15 inches square please.

Here is a list of other needs for the kits:

- Lightweight washcloths (dark colours)
- Hotel size bars of soap
- Large freezer size ZIPLOC brand resealable bags without sliders
- Spools of 5/8" grosgrain ribbon—any colours
- Good quality serger thread
- Cash donations gratefully received

To learn more about Days for Girls, please check out the website: [www.daysforgirls.org](http://www.daysforgirls.org)

Your Days for Girls-Kitchener Team thank you!

- Fabia, Jan, Bernice, Judy, and our team of 25+ members



Fabia Joyce

# DAYS FOR GIRLS

## If you care - give underwear!

Be sure and check their needs list on the previous page and support Days for Girls!



Jan Hember



Ruth Hicks, Judy Pearce and Lynne Thomson-Haven (in pink boas), some of DFG's team who meet twice a month to sew, serge and assemble DFG kits.



## Mannheim Sewing Circle

March is here! Join us on Wednesday, March 8 from 9 to 4, for our monthly Mannheim Sewing Circle. Bring your packed lunch and the project of your choice to work on—we will provide tea/coffee and the companionship of other friendly quilters. Your \$4 donation helps pay for the cost of the room. Find directions to the Mannheim Community Centre in your membership handbook or on the guild's website. Call Megan or Tamara with any questions. Hope to see you there!

**Please note:** In case of inclement weather: if schools are closed in the morning, the Mannheim Sewing Circle will be cancelled. Call Megan Stauch or Tamara Gilhuly if you have any questions



"February 8th was Sewing Circle at Mannheim for WCQG, with the added attraction of being 'Stone Soup Day'. The hot breads, 2 stone soup offerings were well received. Then came dessert! An impressive 4 layer cake with 1/2" icing, called 'Buttered Almond Cake'. Karen Lichty provided us with this goodie. She informed me that it was a feature of the renowned Knotty Pine Restaurant. Let it be known that the cake tasted as good as it looked! Thank you, Karen."  
- submitted by Ruth Hicks



Here is the first of 3 charity quilts made at Mannheim with HST submitted by guild members. It has been beautifully quilted by Trudy Dey.

### Trudy's Quilting Service

Trudy Dey  
Longarm Quilter

519-888-6278

[trudy.dey@happydeys.ca](mailto:trudy.dey@happydeys.ca)

Some guild members are sensitive to scents:  
Please refrain from wearing perfume to guild meetings.



Our Thanks to...  
 Carol Ross Williamson for  
 sharing her love of bright  
 colours and quilts at our  
 February Guild meetings.

### PLANNING FOR 2017-2018

It's not too early to think about what direction our guild is heading in next year. As mentioned on the front page, there are several executive positions that need to be filled at the Annual General Meeting in June.

**Vice President**, in particular is open as is **Quilt Exhibit Co-Chair** for our 2019 WCQG Quilt Exhibit, to work alongside Ruthanne Snider. Carol Ross Williamson will be our **programme co-ordinator**.

If you would enjoy being part of shaping the future of our guild, please take a moment to review the duties of various offices and put your name forward. Many of you have served in the past - maybe this is your year to step up again!



Thank you to all the white glovers, too!



**Meeting Cancellations due to severe weather**—listen to KOOLFM 105.3—if the universities are closed our meetings will be cancelled. We will post on our facebook page as well.





## Arthritis Bluebird Quilt

Please email your arthritis experience stories to [wccg@wcquiltersguild.on.ca](mailto:wccg@wcquiltersguild.on.ca) for inclusion with the quilt. Thank you to everyone who has participated in this effort, supporting the Arthritis Society.

The quilt has been assembled by Kathy Bissett, will be quilted by Alin Chin and bound by Vikki MacDonald. We're looking forward to donating this quilt to the Arthritis Society for them to raffle.

**FABRIC Please!**  
 Your online fabric store!  
**FabricPlease.com**

Worldwide Flat Rate Shipping  
 \$8-CAN / \$15-US  
 \$35-INT

**Handi Quilter®**  
 Designed by a Quilter, for Quilters.®

**Ontario Handi Quilter Retailer of the Year**

**JANOME**

**Janome Platinum Award Dealer**

**SEWING, QUILTING, EMBROIDERY & LONG ARM QUILTING MACHINES SALES and SERVICE**

**149 Downie Street, Stratford, ON  
 519-271-9660  
 www.sewandsavecentre.com**

**Authorized Dealer for Handi Quilter, Janome & baby lock**  
 We service ALL makes and models  
 We have been in business since 1969

**JANOME**

# WCQG QUILT EXHIBIT 2017

We are looking for all kinds of quilts to be shown at our Quilt Exhibit on October 13-14, 2017. Just about any quilt project will fit into one of these categories:

- Small wall quilt - maximum perimeter 180 inches (no minimum)
- Large wall quilt—perimeter greater than 180 inches
- Modern quilt
- Bed or lap quilt
- Other items - i.e., quilted jacket, quilted carrying bag
- Group quilt
- Small draw quilt - these quilts are used as draw prizes and will not be returned to you
- President's Challenge quilt

You may submit a maximum of six entries into the quilt exhibit in addition to the President's Challenge. Please look at the WCQG website under "Quilt Exhibit" to see the revised instructions when making a quilt sleeve.

**Entry forms for all quilts need to be completed by the end of June. Quilts will be photographed at The Creative Sisters Quilt Studio in August 2017. Exact photography dates are yet to be determined. If you are planning a holiday in August, please make arrangements with a friend or family member to take your quilt(s) in to be photographed.**

## PRESIDENT'S CHALLENGE

For this year's President's Challenge, Eileen has chosen the theme of a song title or a line from a song. The size of the finished quilt should be 12½" by 12½" (the size of a record album!)

You may interpret the song title or line as you wish. Be creative. Will we be able to identify your song?

Your entry must have a sleeve and a label with your name, the name of the quilt, and the category (2017 President's Challenge) The challenge quilts must be finished and shown at the June 2017 guild meeting.

We will also be looking for a variety of sewn or quilted items to sell at our Boutique during the exhibit.

Happy quilting and thanks!

Bonnie and Ruthanne



## Guild Exhibit Magnets

Please give your completed magnets to **Elaine La Ronde** and see her for supplies to make more. If you are travelling this spring and would like to deliver some of our advertising magnets to the quilt shops you visit, please see Elaine for a supply and let her know the names of the stores to which you are delivering.

## Silent Auction Items Wanted

Please bring your silent auction items to our guild meetings. These items will be gathered into baskets and attractively displayed during the Quilt Exhibit in October. There is a table designated for these items at our guild meetings.

**John M. Hall**  
The House Of Quality Linens  
IRISH LINENS LACE TABLE CLOTHS

Irish Linens ♦ Quilts ♦ Comforters ♦ Sheets  
Blankets ♦ Kitchen, Bath & Beach Towels  
Pillows ♦ Tablecloths ♦ Napkins  
Runners ♦ Doilies  
Large Selection of Cotton Fabrics

OPEN EVERY DAY

43 Grand River St. N., Downtown Paris 442-4242

If you know of a guild member who has become ill, please let our secretary, Robin Bogaert know so she can send a get well card from all of us.

**Kawartha**  
Quilting Systems

Gammill Longarm Quilting Machines Longarm Supplies  
Brother Sewing Machines Sewing Furniture

40 King Street East | Millbrook, Ontario LOA1G0 | Phone: 705-201-5262  
www.kawarthaquiltingsystems.com

*Gammill*  
brother  
at your side

**De Olde Fabric Shoppe**  
Over 2000 bolts of exquisite designer quilting fabrics to browse.  
Large variety of kits, books, patterns and notions.

Register online for our Friday Freebie Offers

327 Erie St., Stratford, ON, N5A 2N1 519-273-5773  
www.yeoldefabricshoppe.com yeoldefabricshoppe@rogers.com

APQS

**SEW EASY**  
D.I.Y. Quilting and Sewing

Grier Rennie  
31 Greenbough Court  
Kitchener, ON N2N 1L8

226.647.3107  
seweasystudio@gmail.com  
*"Helping you to do it yourself"*

**D.I.Y. Sew Easy is a private home studio offering:**

- Individual and small group instruction in Quilting, Sewing, and Longarm Quilting
- In-studio Longarm APQS machine rental program
- Flexible Scheduling to fit your lifestyle
- Loyalty and beginner discounts



**Reminders:**

---



---

**Boutique Items for Our Quilt Exhibit**

For every item donated to the boutique, you get a chance to win a \$50 gift certificate. Three small items entitle you to one entry, each large item entitles you to one entry. We are also accepting used quilt magazines, but there are no entry ballots for these.

Thanks, Alin Chan,  
Quilt Exhibit Boutique Co-ordinator

**LOOK WHAT WE HAVE!**

**Fabric, Quilting Supplies,  
Ready & Custom Made Quilts**

3991 Perth Rd. 107, Box 223, Shakespeare, ON N0B 2P0

**THE QUILT PLACE**

**HEATHER STOCK**  
519-625-8435  
e-mail:  
heather@thequiltplace.ca

*Creative Sisters Quilt Studio*  
321 Lancaster St. W.  
Kitchener, ON N2H 4V4  
519-584-2130  
[www.creativesisters.ca](http://www.creativesisters.ca)

**CLASSIFIED**




FREE: a queen-sized hand quilting frame. Contact Patrice 519-658-5980, a friend of Millie McQuillin

**Mystery Box Challenge** - Have you ever wondered what is in a Mystery Box filled with quilting goodies? Now's your chance to find out! Starting February 25, 2017 and ending just prior to Quilt Canada 2017 in Toronto, all provinces and territories will participate in the Mystery Box search. For more information:

<http://cqacanadianquilting.blogspot.ca/2017/02/mystery-box-challenge.html>



**These new books should be in our library by the March guild meetings!**



**Don't forget the Library Challenge!**



## **Pal Quilts**

Pictured above are seven quilts which were delivered to Lisaard House on February 24th. Thank you, friends, for your contributions. We have recently heard that some families are being given the quilts that their loved ones have used while in palliative care. The stories being shared are heartwarming.

If you would like to share a story or include a personal greeting with your quilt donation, please feel free to include a small card. Many of our donated quilts were used at Vera's Place and the organizers were interested to know any background information we could share regarding the quilts for future documentation purposes.

Your efforts are appreciated!!! Please keep up the good work.

Thank you, Judy Siegner



*Detail of Indian Splendour by Donna Funnell (GN 2015 - Connections)*

## The Grand National Quilt Show 2017

### *Oh! Canada*

Joseph Schneider Haus Historic Site  
466 Queen Street South  
Kitchener, ON, N2G 1W7

#### 2017 Dates to Remember

Entry Submission Deadline: February 24, 2017 **(Passed)**  
Accepted Entry Received at Joseph Schneider Haus by March 31, 2017

Exhibition Opens: May 7, 2017  
Opening Reception: Sunday, May 14, 2017  
Show Conclusion: September 3, 2017

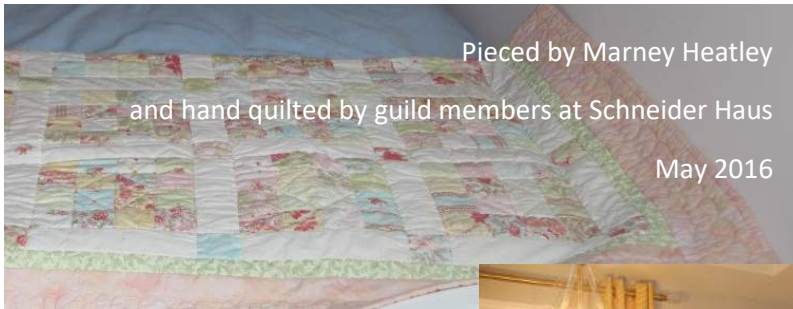
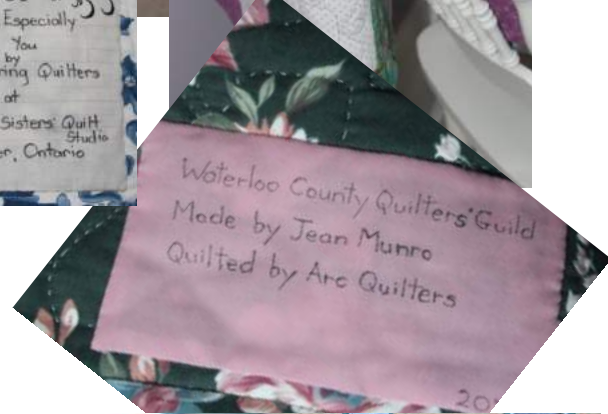
The Invitation to Enter is available at  
[www.grandnationalquiltshow.ca](http://www.grandnationalquiltshow.ca)





Vera's Place was conceived as a safe home for six women as they transition back into the community, after having completed a substance abuse treatment program. It provides a dry, safe and comfortable environment for them to continue along their path to a clean and sober lifestyle. Vera's Place is an ongoing outreach project of Emmanuel United Church. It is housed in a duplex owned by Emmanuel United Church and is managed in partnership with Thresholds and the House of Friendship. Vera's Place would not have been possible without the support and participation of many businesses, community groups and individuals.

February 9th was the grand opening of Vera's place, when it was open to the public for tours and ribbon cutting. The houses were beautifully decorated and staged for the open house, and are now occupied by their first guests.



Pieced by Marney Heatley and hand-quilted by guild members at Schneider Haus May 2016



Scraps of Wisdom - March 2017




Waterloo County Quilters' Guild





## CANADA'S BIG QUILT BEE - SLAB DAYS MARCH 24 & 25



Come for a sewing day to benefit Ronald McDonald houses. CQA/ACC has challenged guilds across Canada to celebrate our country's 150th birthday by making 1000 slab quilts to benefit children and their families.

Friday, March 24th and Saturday, March 25th will be WCQG's effort to

fulfill this goal. It will be held at the Waterloo Church of Christ building, 470 Glenelm Crescent (right next door to the Albert McCormick Arena and Community Centre where we meet for our monthly guild meetings.) It will run from 9am to 4pm each day. We are limited to 30 quilters per day, so please sign up for your preferred day at the March guild meetings. There will be no charge for this event; please bring your lunch - coffee, tea and water will be provided.



Kathy Bissett

Construction details for these blocks/quilts are available on the CQA/ACC website <https://www.canadianquilter.com/pdf/quilt-canada-2017/Quilting-Bee-How-to-make-a-block.pdf> and in our September 2016 newsletter. "Canada" fabric is to be included in each quilt, if not each block and it has been generously provided by Bonnie Murdoch (Thanks, Bonnie!) You can make slabs or whole quilts to donate. Finished quilts will be delivered by Kathy Bissett, Judy Siegner and Marg Sandiford to a Toronto Ronald McDonald house in the spring. **Slabs that are finished before March 8 will be taken to an address near Ottawa by Kathy Bissett (please contact her if you have some available.)** Slabs completed in our workshop will be assembled into quilts.

This event is also open to non-guild members, but we'll need their names to reserve their spots.

You may contribute 12 1/2" slab blocks to Quilt Canada before the end of May to be quilted at Quilt Canada by volunteers in June. There will be a limited number of long arm machines and quilters available, so if we can assemble, quilt and bind these quilts and deliver them completed, it will be most appreciated. Labels will be available at our Slab Days and online at the CQA/ACC website mentioned above.

If you are a long arm or domestic machine free-motion quilter who is willing to donate your talents to this effort, please let Marg Sandiford know.



Marg Sandiford

<http://www.canadianquilter.com/events/quilt-canada-2017.php>





## CANADA'S BIG QUILT BEE - SLAB DAYS MARCH 24 & 25

Judy Siegner

**What to bring to our Slab Days:** (please identify all your stuff with address labels or masking tape)


- ◇ Sewing machine
- ◇ Extension cord
- ◇ Basic sewing supplies
- ◇ Rotary cutter, mat and ruler
- ◇ Iron (we'll borrow the Mannheim irons & pads)
- ◇ Lunch
- ◇ Scrap fabric - strips, orphan blocks, small bits, novelty prints (keep in mind these quilts are for children.) You might even press these ahead of time so you can start right in sewing. Judy Siegner will be bringing some of Caring Connections' "inventory"
- ◇ Larger pieces for backing (the guild will provide the batting)
- ◇ Portable design wall (or Dollar store picnic table cloth - plastic with a flannel back)
- ◇ Guild name tag

You are welcome to press, cut and sew on your own or work as a team in an assembly line, switching jobs as the day progresses. Quilt tops may have borders, but they are not required. There will be labels available.

Come for a day of sewing with friends working together for a worthy cause.

If you have any questions or would like to add your name to the list before the March guild meeting, please contact:

Marg Sandiford at 519-886-4162 or  
margsandiford@hotmail.com



Marg Sandiford

## **Eileen and Kathy's Continuing Adventure: Alias Grace – It's a wrap!**

If you remember, my first day on the set was the last scene of the movie. They then do what they call “inserts”. Grace would do some close-up quilting and letter writing in a journal – calling on my aged hands.

My day begins when I arrive at the studio and I'm shown my trailer section. The sign says “Grace's hand double”. Eileen and I wait until someone from wardrobe brings me my costume. Then it's off to makeup. My hands are made to look as if I've been doing laundry in lye soap for 40 years – red knuckles and fingernails.

The first “acting” I have is to stand beside the paradise quilt and gently caress a snake on the quilt. The director (very cute) is saying “faster”, “slower”, “left hand higher” and says it doesn't look natural. I said the camera track was digging in my ribs. Things went a little better after that. I didn't want to tell them the actress in the first scene was not caressing the quilt, she was beating it. I then had to quilt, which meant quilting on top of quilting, going left, right and down. I ripped the stitches off one of the snake heads and appliqued it back on.

My calligraphy teacher had taught me how to do English round hand copperplate writing, fast and fairly illegible, which I find out later they would want slower and more legible. On the last day of shooting (day 65), they have me come to Toronto to write 2 lines in the prison log book. It took all day but they let us watch other scenes being filmed while we waited. We did different takes on the writing, all with a big camera over my shoulder and right beside my head. I had to write with my hand way to the side so the camera could see what I was writing while trying to keep it legible.

Surf and turf was the meal of the day! What can I say about the food? It was a huge buffet once a day with two mandatory breaks and a food truck that was open all day – all free. Most of what we did was have breaks waiting for our turn to do something. Eileen enjoyed the specialty coffee truck.

Now I am finishing the log cabin quilt which was filmed in unquilted pieces. They decided a finished version of it should go on tour with the other quilts for sponsors and to other places for promotion. It was a wonderful, amazing adventure. Next month – Eileen and I go out on the town to the wrap party at a Toronto night club.

- Kathy Langill



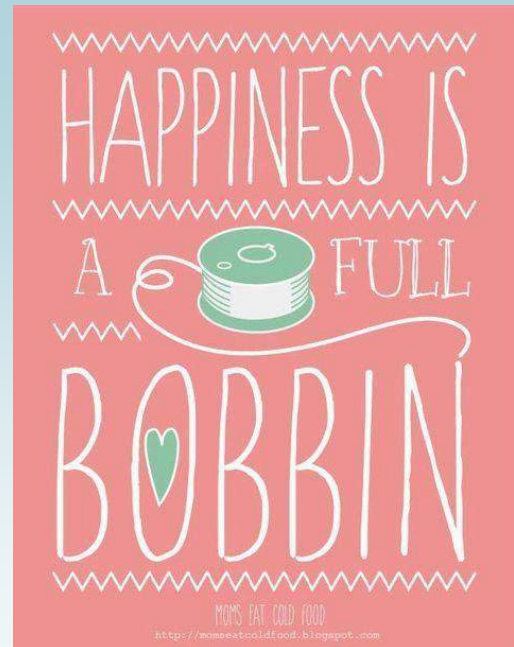
# Program Outline 2016-2017

**March** - Robin Bogaert & CQA/ACC Slab Days (March 24 & 25)

**April** - Sharon Fisher & strip piecing workshop with Jackie Syer (April 8th)

**May** - Harebrained Happenings

**June** - Annual General Meeting, evening meeting only



## Elected Officers of the Guild 2016-2017

**President:** Eileen Fennell

**Vice President:** Lilla Hall

**Treasurer:** Darlene Yanke

**Secretary:** Robin Bogaert

**Past President:** Kathy Langill

### Standing Committees

**Historian:** Ruth Hicks

**Librarians:** Ruthanne Snider (A)  
Judy Pearce (E)

**Membership:** Madeline Hughes (E)  
Pat Lockyer (E)  
Kitty Mitchell (E)  
Betty Anne Scott (A)  
Bettie Schuurman

**Newsletter:** Marg Sandiford  
Pat Lockyer - Mailings

**Advertising Coordinator :** Marg Sandiford

**Program & Workshops:** Kathy Langill

**Quilt Exhibit:** Bonnie Murdoch, Co-chair  
& Ruthanne Snider, Co-chair

**Website:** Kathy Bissett



## Quilting Months Ahead

| Month   | Day   | Activity   |
|---------|-------|--|
| March   | 8     | Mannheim Sewing Circle                             |
| March   | 15    | Regular Guild meetings                             |
| March   | 22    | Executive Meeting Cancelled                        |
| March   | 24,25 | CQA/ACC Slab Days at the Waterloo Church of Christ |
| April   | 8     | Jackie Syer Strip/String Piecing Workshop          |
| May     | 6     | Mini Retreat at Emmanuel United Church             |
| May     | 23-26 | St. Jacobs Quilt & Fibre Art Festival              |
| May     | 26-27 | New Hamburg Mennonite Relief Sale & Quilt Auction  |
| June    | 14-17 | CQC/ACC Quilt Canada in Toronto                    |
| October | 13-14 | WCQG Quilt Exhibit at RIM Park                     |

Our website: <http://www.wcquiltersguild.on.ca/>

Scraps of Wisdom - March 2017



Waterloo County Quilters' Guild