

Scraps of Wisdom

May 2014
Volume 30 Issue 8

Newsletter of the Waterloo County Quilters Guild Program for May 21, 2014

Our meetings are back at our usual Albert McCormick Arena meeting room at 1:30pm and 7:00pm.

The guest speaker for May will be TERRY WHYTE, who comes to us from the Kirkland Lake Mile Of Gold Quilters Guild. She has been involved in quilting for more than 25 years, exhibiting her work both nationally and internationally, including locally at the Grand National show. Terry is a prize winning artist whose talk will be entitled "TRANSITIONS". For more information, please check out Terry's blog: todayinkenogami.blogspot.ca.

This promises to be an inspirational event. Be sure to mark it on your calendars.

Judy Siegner

OWLS

(Our Wonderful Leftover Stuff)

The OWLS program will conclude with your final chance at Show and Tell this month. NOW is the time to finish those projects to be eligible for the prize!!! Certainly enough cash to begin a new project. Please let us know at the program table that your OWL has been completed. The draw for prizes will take place at the June annual meeting.

Your program committee,
Judy S and Olga

May Strip Exchange

The colour for the May strips is cream. I'm also mentioning June's colour, which is any colour you like, or blues, beiges, or creams.

If you are not going to be attending the June meeting, please have a friend drop off June's strips and pick up your final package of strips. I would like to have all the strips distributed by the end of the June meeting.

In September there will be a draw for a prize for the first person who brings in a quilt or quilted project using the strips from our strip exchange.

Paula McDermott



Meeting Checklist

nametag/lanyard
show and tell quilts
smile & memory quilts
fabric strips if in the exchange

President's Message

Hello Quilting Friends –

Earlier this month, I had the opportunity to take a class sponsored by the York Heritage Quilters' Guild in Toronto with renowned quilt artist, Susan Carlson. For my class project, I chose to work on my President's Challenge quilt which I am happy to say is now almost complete, just awaiting quilting, binding and labelling.

The YHQG members were so welcoming, treating the non-members as a part of their group which created a wonderful experience for their guests. As often happens at these kinds of gatherings, talk eventually turned to their Guild. They were saying that, not so long ago, they had a membership of more than 400, with a waiting list of 50 to 60 people. Now, membership has dwindled to about 275 and the waiting list no longer exists.

Your Guild is in a similar situation. At the 20 year mark, we had about 325 members and at some point prior to that I am told that membership had actually been capped and we had a waiting list. The guild was so large, that rather than move to a larger facility, a decision was made to have 2 meetings each month, afternoon and evening, to accommodate its size.

Today we have about 225 members and can barely sustain 2 meetings. If membership numbers stabilize at this level, in the not too distant future, members will face some tough decisions about what to do. The problem is not just financial, although that is a large piece, but also the level of volunteering. Do we have enough volunteers to continue to offer equal levels of programs and services to 2 groups each month? It is getting more and more difficult.

So why might memberships be dropping and what, if anything, can we do about it? At the workshop, we speculated about different factors:

- The free availability of inspiration, education and community on the internet, at the user's convenience
- The lack of sewing education in today's school curriculum so young people don't have the opportunity to learn whether this might be a creative outlet for them
- The general "busyness" of urban living – once we are done the day to day care of our children, we often take up the care of our aging parents

This made me think about why I belong to our Guild. What does it provide that I cannot find online (because I am also a voracious online consumer of all things quilting)? I realized how much I enjoy and appreciate being part of a group that does so much for the community we live in. From our Smile Quilt and Memory Quilt programs, to members' support of the Mennonite Relief Sale, to our Raffle Quilt donation, we bring value and comfort to others in our wider community. Going to meetings each month is a chance not only to enjoy a great program, but also to connect with fellow quilt makers in a warm and personal way.

As we enter our 30th Anniversary Year, I wonder what we can do to ensure our group attracts the next generation of quilters to practice this craft we love so much? How do we pass our knowledge and skill along so that they are not lost to the future? I know the questions - but who in our group has ideas about the answers? I would love to hear from you.

Until we meet again –
Audrey



Mannheim Quilting Circle

Wednesday May 14, 9am - 4pm - games day
coming up: June 11 - end of year pot luck picnic

Games day - you could win a fabulous prize! Join us for fun and friendship. Bring your projects/lunch/snacks. Directions to Mannheim are in your handbook or on the guild website under Community Outreach.

Hope to see you there, Bernice Gammy and Fabia Joyce

New Books in the Library

Be sure to come up to the library and check out some of our new spring arrivals. Our collection now includes the following:

Big-Print Patchwork by Sandy Turner
Civil War Legacies II : 17 Small Quilt Patterns by Carol Hopkins
Diamond Chain Quilts by Barbara Cline
Easy Weekend Quilts by Martingale Publishing
Extraordinary Log Cabin Quilts by Judy Martin
First Steps to Free Motion Quilting by Christina Cameli
French Braid Transformation by Jane Hardy Miller
Seamingly Scrappy by Rebecca Silbaugh
Simple Appeal by Kim Diehl
Simple Circles and Quick Curves: Machine Applique the Easy Way by Nancy Mahoney
Star Quilts by Mary Knapp
Strip Savvy by Kate Henderson
Strip-Smart Quilts by Kathy Brown

Ruthanne and Brenda

Calling All WCQG Quilters

May and June are renewal months for your membership. Remember, if you renew in either May or June you are eligible for the draw for a free membership for the coming year. The renewal form will be on the website under membership before the May meeting.

You can: fill it in on line and print it out or
print the form out and then fill it in or
fill it out at the May and June meetings (there will be some blank forms available)

We are very lucky that our membership fees have not gone up like so many things. Been to the grocery store lately or bought gas for your car?!?! We are a bargain. Renewals are \$35 and new members are \$40.

Madeline, membership chair



Nine Reasons For You (your friends, relatives, neighbours) to Join the WCQG for 2014 - 2015

- from your Programme Genies

1. You will find out what award-winning and long time quilter Jim Wilford has been up to lately, as he shares his quilting adventures since his last visit.
2. Not so sure about that “modern” quilting? You will have the opportunity to find out more about it with Susan Bowslaugh, featured quilter in our CQA magazine, summer 2013.
3. If you have friends or family who have been tempted by quilting, this is the year for them: we will be running a series of free beginner/near-beginner workshops in October and November. Participants will proudly graduate with a Christmas table runner to impress their holiday guests.
4. As always, you will enjoy getting to know your fellow members a little better through their quilts and stories.
5. Hilary Rice will be joining us for a trunk show and workshop. Her accomplishments are remarkable – textile/mixed media artist, instructor, judge, pattern designer, and award winning quilter at both NJS and The Grand National. (www.mestudios.ca)
6. Joining us from the U.S. is Karen Kay Buckley. Her list of awards since discovering quilting in the early 80’s is extensive, including recent honours in Houston and Best of Show in Paducah. Karen has earned Teacher of the Year and you will definitely want to enroll in at least one of her classes. Two of these will be half day lecture style – bring a thick notebook because she delivers an incredible amount of information. Three hours will fly by. (www.karenkaybuckley.com)
7. You will be able to sit back and relax as award winning Tracey Lawko brings her gallery art to us. Her stitched still life and landscape designs are stunning – look through her collection at traceylawko.com for an intriguing preview.
8. Laura Wasilowski, whimsical quilter from her own “Chicago School of Fusing” will be paying a visit. Laura’s work too has won awards (Houston last year) and her hand-dyed fabric and threads will be featured in 2 workshops. Laura will be bringing fun, laughter, and lots of... fusing. (artfabrik.com)
9. And lastly, you will definitely want to be on board as we celebrate our 30th year as a guild. Who knows what we might get up to? Thanks go out to all those who make our guild a welcoming and inspiring place to be.

- the Elizabeths



De Olde Fabric Shoppe
Over 2000 bolts of exquisite designer quilting fabrics to browse.
Large variety of kits, books, patterns and notions.
Register online for our Friday Freebie Offers
327 Erie St., Stratford, ON, N5A 2N1 519-273-5773
www.yeoldefabricshoppe.com yeoldefabricshoppe@rogers.com

St. Jacobs Quilt & Fibre Festival – May 27-31, 2014

Quilts from charitable organizations such as our own SMILE QUILTS, Project Linus, Alzheimer Society, Victoria Quilts, etc. will be on display downstairs in the Tea Room at St.Jacobs Schoolhouse. Be sure to attend and see what great work all the organizations are doing.

2014/15 Volunteer Opportunities Now Available

Your Guild needs to fill the following volunteer positions for the 2014/15 Guild year to be able to continue to offer you quality programs and services at both the afternoon and evening meetings:

Vice President - about 2 hours per month
Evening Librarian - about 2 hours per month
Asst. Editor, Newsletter - to be determined
Vendor Coordinator - about 2 hours per month
Evening Scrap Bank - about 30 minutes per month
Evening Bulletin Board - about 15 minutes per month
Program Coordinators 2015/16

The time estimates above do not include time spent attending the regular Guild meeting each month, but do include the time spent attending Executive meetings, should you choose to attend. In addition to these opportunities, we are always looking for members to help on a casual basis. Just a few minutes of your time each month can make a huge impact on the success of your Guild. If you are interested in knowing more, please contact Audrey Vrooman or Trudy Dey for information.

Quilting Bee at JSH

May is here!! This means many fun quilting activities in our region. One of the things our guild has been involved with each May is a quilting bee at Joseph Schneider Haus. Our guild provides a quilt top, sets it up and our members spend three days quilting it during the quilt and fibre art festival. These are very enjoyable days. Not only do we have the pleasure of each other's company around a quilt but the friends of Joseph Schneider Haus always treat us to delicious lunches. While we are there many guests arrive to view the display of quilts in the room and look over our shoulders as we quilt.....lots of fun.

The dates we will be at JSH are Wednesday, May 28th, Thursday, May 29th and Friday, May 30th. We will begin at 10:00 and end around 4:00.

Many of the spots filled up at the April meeting for signing up to volunteer for quilting. There are still limited spots. You can call or email Judy Pearce if you are still interested.



From the editor

All members are welcome to submit articles for publication. Deadline for the next newsletter is May 29.

Trudy Dey

Visit us for all your quilting needs!
Be sure to Like Us on Facebook
to find out about our special events,
sales and new inventory!

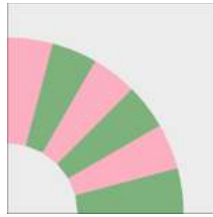
Custom Machine Quilting
Batiks ♦ Coordinates
Wide backings
Classes

Monday to Friday, 10-5; Saturday 9-4
519/584 2130
www.creativesisters.ca
creativesisters@bellnet.ca
321 Lancaster Street West, Kitchener, Ontario N2H 4V4

Taking the Mystery out of Grandmother's Fan & Variations

There are three basic fan patterns:

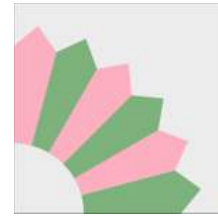
The number of "blades" in the fan varies. The blocks illustrated here have six blades. Since the six blades complete a 90° angle, each one is 15° ($90^\circ \div 6 = 15^\circ$).




Grandmother's Fan



Scalloped Fan




Japanese Fan



As illustrated you can cut several blades from a six-inch strip of fabric. You can actually cut the blades any length you wish.


Fold the blade with right sides together in half lengthwise and sew across the top.

Trim at the point and turn to the right side. Use a pin to pick the point out to "perfection" and balance the point to the centre. Then press.



Join six pointed blades together and press the seams **open**.

Lay the fan on a block of your size choice and sew an "arch" seam that touches the corner of every point **OR** appliqué the zigzag of the blades down by hand or machine.



Mount a quarter circle of your size choice at the base of the fan.