

# SCRAPS OF WISDOM

## President's Message : "Decisions and Choices"

I've previously expressed my opinions regarding the benefits of quilting including membership and participation within a guild. I'm not in denial nor being unrealistic about any obstacles, I've chosen to focus on the advantages. I suppose it would require less time and effort to express possible negative aspects, however, that would not be appropriate or beneficial to anyone. It's best for everyone to promote a positive atmosphere.

When a choice is possible, typically we choose to continue certain relationships, activities or projects when the benefits (pros) exceed our often perceived negatives (cons). Obviously, other factors contribute to decisions made. For example, a project could become a UFO when the cons (ie. frustrations) outweigh the pros. When we feel differently, a choice is made to revisit the challenge. Encouragement is offered in our guild with rewarding programs and the sharing of skills and talents during meetings, workshops and day retreats including Mannheim.

Fortunately, decisions are not always final. There are more opportunities to encourage and support former members and other quilting friends to rejoin or join our guild. Bring them to an evening meeting (which is more intimate and informal). Invite them to view your quilts at our exhibit in October.

Opinions of both positive and negative characteristics are perpetuated by our thought and verbal expressions. Our guild will continue and prosper if we choose to accentuate the positive elements.

- Eileen Fennell, President



## Slab Quilt Testing

### *In Progress—Do Not Disturb*

**Photo credit (and cat) :Ruth Hicks**

The Waterloo County Quilters' Guild provides an opportunity for quilters to learn in a supportive, sharing, social environment. We encourage you to get the most out of your membership by becoming more deeply involved in the guild.

### Inside this issue

Harebrained Happenings.....	2
Using up Scraps with Vikki.....	3
Membership Renewal.....	5
Extra Postage Required.....	5
PAL Quilts.....	6
CQA Bus Trip.....	7
Scraps of Wisdom from .....	7
Mannheim Sewing Circle.....	8
Dear Afternoon Guild Members.....	8
President's Challenge.....	10
Library News.....	10
WCQG Exhibit 2017.....	11
Postcards, Magnets, etc.....	12
Kathy Tidswell Inktense Workshop...13	
Classifieds.....	14
Big Quilt Bee Slab Quilts.....	14
Grand National OH! CANADA 2017...15	
CQA/ACC Call for Nominations.....	17
Arthritis Society Quilt.....	17
Jackie Syer Workshop.....	18
Program & Your Executive.....	19
Quilting Months Ahead.....	19




## May Program Harebrained Happenings

Mary Egg and Trisha DellaVella are two crafty ladies who have tried their hands at a multitude of hobbies over the years. Most of their patterns are done using machine appliqué and usually depict their favorite subjects—animals, children and nature.

They will be presenting their trunk show at both of our May guild meetings.

Their website is a great place to peruse their many patterns:  
<http://www.harebrainedhappenings.com>



**Trudy's Quilting Service**  
Trudy Dey  
Longarm Quilter  
519-888-6278  
[trudy.dey@happydeys.ca](mailto:trudy.dey@happydeys.ca)


**CREEK BANK Sewing Machine SHOP** made to create **BERNINA**  
*Your One Stop Sewing Shop*  
• Sewing Workshops  
• Embroidery designs & Supplies  
• 100% Cotton Quilt Fabrics and sew much more  
Service to all makes  
Vernon & Minerva Knorr  
**519-323-2693**

## Using Up Scraps #12 with Vikki MacDonald

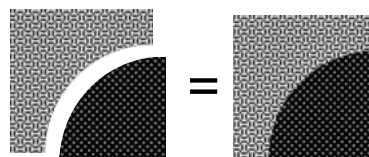
### Drunkard's Path Quilts

All Drunkard's Path quilts use one block, in which two contrasting fabrics are used. There are two possibilities for these blocks - a "dark block" in which the background fabric is dark and a "light block" in which the background is light.


**Dark Block**




**Light Block**



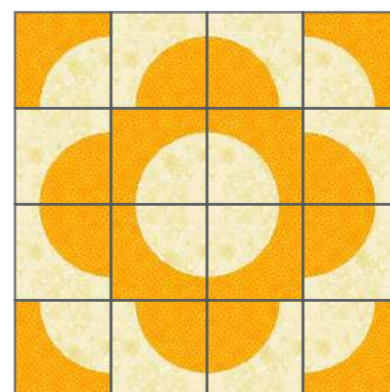
The contrast of the fabrics, mainly due to their value (light and dark) and the block set (layout) of the blocks in the quilt create the various patterns. On this page are six examples with the same number of dark and light blocks.




**Rippling Water**  
8 Dark & 8 Light




**Vine of Friendship**  
8 Dark & 8 Light




**Sun Dance**  
8 Dark & 8 Light



**Falling Timber**  
8 Dark & 8 Light




**Whirlpool**  
8 Dark & 8 Light




**Algonquin Trail**  
8 Dark & 8 Light

Not all


Drunkard's Path quilts have an equal number of dark and light blocks. Some, as in *Tumbleweed*, have more of one than the other. Others use only one block throughout the entire quilt, as in *Harvest Moon* and *Pebbles in the Sand*.



**Tumbleweed**  
12 Dark & 4 Light



**Harvest Moon**  
0 Dark & 16 Light



**Pebbles in the Sand**  
16 Dark & 0 Light

When expanding these layouts be aware of the number of blocks needed to complete the patterns. In the examples provided all of them have only block sets of 4 by 4. Most would need an even number of blocks to complete the patterns. Those illustrated that would not require an even number block set are *Rippling Water* and *Vine of Friendship*.

While the drafted illustrations show quilts with only two contrasting fabrics, scrappy Drunkard's Path Quilts can be made using any number of fabrics, keeping in mind the need for a clear contrast, as in these quilts shown at the guild meetings in April.



The drunkards path block is traditionally be pieced by hand or machine. Generally, it is wise to pin the two sections, starting with a pin at the centre point. There are many tutorials on the Internet. Here are a few of them:

Very clear video on machine sewing the block:

<https://www.youtube.com/watch?v=N7E5Rg-TFy4>

Covers making templates:

<http://sewnbyleila.blogspot.ca/2012/01/23-drunkards-path.html>

Machine appliqué version:

<https://www.youtube.com/watch?v=WRloxqoNktQ>

# MEMBERSHIP RENEWAL

Members, it is now time to think about your renewal for the coming year.  
I know the program committee has a great year planned.

Due to my bucket list check off I will not be at the June meeting.  
My wonderful committee will be there.

To renew your membership please do one of the following:

- Go to the website and print off the renewal form and fill it in and put it and your \$35 in an envelope and hand it in at the May or June meeting.
- OR Go to the website and fill in the membership form and then print it off and put it and your \$35 in an envelope and hand it in at the May or June meeting.
- OR Bring your \$35 to the May or June meeting and fill in the form (which we have) at the meeting and hand it in, in an envelope (which we have).
- OR Wait till Sept to do any of the above.

If you are giving a cheque remember every cheque will cost your guild 20¢ which does not seem like much. But if everyone wrote a cheque we would pay the banks over \$45.

If you are giving me cash but require change you will be getting it in Sept.  
Also I will draw, at the Sept meeting, for a free membership from those who paid in May or June.

Madeline Hughes (membership chair)  
Betty Anne Scott, Bettie Shuurman, Pay Lockyer, Marilyn Hollinger, Kitty Mitchell  
(committee members)

**Madeline will take pictures of members for the handbook in either May or September.**

## Extra Postage Required

Due to the fact that there is so much going on in our guild, a single stamp is no longer enough to send printed copies through Canada Post. Pat Lockyer will affix the extra postage, the cost of which the guild will cover, for the remainder of this year. In September, those wishing to have their newsletters mailed will be required to put \$1.80 worth of stamps on each self-addressed envelope. If you would prefer to pick up your newsletter at the guild meetings, arrangements can be made.

- Marg Sandiford, Newsletter Editor

## PAL Quilts

We are very close to hitting a milestone! FIFTY quilts for Hospices! There are still two months left in our year. Please consider helping to make this happen. Quilts will be accepted at the afternoon meetings or by calling Judy Siegner to arrange for a pickup. Watch for some changes coming to this program for next year. Stay tuned! - Judy Siegner

**De Olde Fabric Shoppe**  
 Over 2000 bolts of exquisite designer quilting fabrics to browse.  
 Large variety of kits, books, patterns and notions.  
 Register online for our Friday Freebie Offers  
 327 Erie St., Stratford, ON, N5A 2N1 519-273-5773  
[www.yeoldefabricshoppe.com](http://www.yeoldefabricshoppe.com) [yeoldefabricshoppe@rogers.com](mailto:yeoldefabricshoppe@rogers.com)

**Fabric, Quilting Supplies,  
 Ready & Custom Made Quilts**  
 3991 Perth Rd. 107, Box 223, Shakespeare, ON N0B 2P0  
 **HEATHER STOCK**  
 519-625-8435  
 e-mail:  
[heather@thequiltplace.ca](mailto:heather@thequiltplace.ca)

**Handi Quilter®**  
 Designed by a Quilter, for Quilters.®  
 Ontario Handi Quilter Retailer of the Year

**JANOME**  
 Janome Platinum Award Dealer

**SEWING, QUILTING, EMBROIDERY  
 & LONG ARM QUILTING MACHINES  
 SALES and SERVICE**

**Sew & Save  
 Centre**  
 149 Downie Street, Stratford, ON  
 519-271-9660  
[www.sewandsavecentre.com](http://www.sewandsavecentre.com)

Authorized Dealer for  
 Handi Quilter, Janome  
 & baby lock  
 We service ALL  
 makes and models  
 We have been in  
 business since 1969

**Handi Quilter®**  
 Designed by a Quilter, for Quilters.®  
**JANOME**  
 baby lock




**Creative Sisters**  
**BUS TRIP**  
**2017 Quilt Canada**

**Friday June 16, 2017**  
**Departing Creative Sisters at 8:00 am sharp.**  
**Returns by 7:00 pm**

**\$ 60.00 plus tax includes Luxury Coach transportation and entry to the show.**

**Call (519)584-2130 to reserve your seat.**  
**Full payment required to reserve your seat**

***Scraps of Wisdom... from our guild member, Vikki MacDonald***

### **Caring for your Olfa Rotary Mat**

To clean your OLFA mat, use a generous amount of room temperature water and a few drops of mild detergent. Use a soft, mild bristle brush to create a lather and gently clean your mat. Rinse with room temperature water and wipe dry with a cotton towel. Please note that warm or hot water and direct sunlight may damage the mat.

*This information is provided by OLFA cutting mats. This information is forwarded for your use by Charlie's E-Z Mat Cutters, a distributor of OLFA products. Visit them at [www.olfadeals.com](http://www.olfadeals.com)*

*Do you have some wisdom to share with our members? Please send it along to [margsandiford@hotmail.com](mailto:margsandiford@hotmail.com) or write it down and give it to me at a guild meeting. This is a great way to learn from and support one another in our quilting adventure. - Marg Sandiford*

## Mannheim Sewing Circle

Join us on Wednesday, May 10th, 9am - 4pm, for another Mannheim Sewing Circle. Bring a project of your choice to work on and your packed lunch - we will provide tea and coffee. All are welcome! Your \$4 donation helps cover the cost of the room. Directions to the Mannheim Community Centre can be found in your membership handbook or on our guild website.

Hope to see you there! - Megan and Tamara

### Dear Afternoon Guild Members,

I have been attending the Evening Guild meetings for many years. It is my preferred time for so many reasons. I like the smaller group size, it is easier to get to know my fellow quilters. If I want to ask specific questions about a "Show and Tell" quilt, I can always find the quilter at the end of the meeting. Since there are fewer members in the evening, there is greater access to the library. I can easily see and reach those inspiring quilting books. Did I mention shorter line-ups for checking out the books? Personally, the most important benefit for attending an evening guild meeting is relaxation. After a busy day, this is my time, for my hobby. I chat with friends, admire quilts, get new ideas from the library. All I have to do is sit, unwind and listen to our speakers. At the conclusion of the meeting, I go home ready for bed. Come out to an Evening Meeting, you just might prefer it too!

- Karen Cassidy



**Monthly Specials – Weekly Features**

**Classes – Upscale Retreats**

**Tues. – Fri 10-4, Wed till 6, Sat 9-3**

**133 Broadway Street, Tillsonburg, On**

**519.842.2658**

**[www.CherishedPieces.com](http://www.CherishedPieces.com)**



APQS

**D.I.Y. Sew Easy**  
Quilting and Sewing

Grier Rennie  
31 Greenbough Court  
Kitchener, ON N2N 1L8

226.647.3107  
seweasystudio@gmail.com  
*"Helping you to do it yourself"*

**D.I.Y. Sew Easy is a private home studio offering:**

- Individual and small group instruction in Quilting, Sewing, and Longarm Quilting
- In-studio Longarm APQS machine rental program
- Flexible Scheduling to fit your lifestyle
- Loyalty and beginner discounts




**Reminders:**

---



---


Some guild members are sensitive to scents:  
Please refrain from wearing perfume to guild meetings.



**DON'T FORGET TO SIGN IN AT THE MEMBERSHIP DESK AND GET YOUR DOOR PRIZE DRAW TICKET! It is important for fire regulations that we know how many people we have in the community centre, especially during the afternoon meetings.**

If you know of a guild member who has become ill, please let our secretary, Robin Bogaert know so she can send a get well card from all of us.

Doors open for guild meetings at 12:45 in the afternoon and 6:30 in the evening. **Unless you are involved in setting up the room, please do not arrive until after the above mentioned times so those setting up have room to work.** Thank you!




**Gammill Longarm Quilting Machines   Longarm Supplies**  
**Brother Sewing Machines   Sewing Furniture**

40 King Street East | Millbrook, Ontario LOA1G0 | Phone: 705-201-5262  
[www.kawarthaquiltingsystems.com](http://www.kawarthaquiltingsystems.com)






## PRESIDENT'S CHALLENGE

Eileen has challenged all guild members to make a quilt of a song title or a line from a song. Be creative with your interpretation! Finished size 12½" by 12½" (the size of a record album!)

Please include a sleeve and a label with the name of the quilt, your name and the category (2017 President's Challenge). These quilts will be collected at the June meeting.

"Keeping You In Stitches"

**John M. Hall**  
The House of Quality Linens  
IRISH LINENS LACE TABLE CLOTHS

Irish Linens ♦ Quilts ♦ Comforters ♦ Sheets  
Blankets ♦ Kitchen, Bath & Beach Towels  
Pillows ♦ Tablecloths ♦ Napkins  
Runners ♦ Doilies  
Large Selection of Cotton Fabrics

OPEN EVERY DAY

43 Grand River St. N., Downtown Paris 442-4242

SERVICE TO ALL MAKES INDUSTRIAL & DOMESTIC

PROFESSIONAL SCISSOR & KNIFE SHARPENING

**PRO SEWING MACHINE DOCTOR**

HAVE TOOLS WILL TRAVEL

**Stefan Deskur** Tel - (519)837-1322  
Fax - (519)837-5796  
Email - stef@sewdoc.ca  
www.prosewingmachinedoctor.com

Fabrics & Quilts

**Country Patchworks**

Woodstock, Ontario

Ph. (519) 537-8753  
515533 11th Line  
R.R.#3 Woodstock, ON  
N4S 7V7

www.countrypatchworks.ca

...Worth the Drive to the country!

**FABRIC Please!**

Your online fabric store!

**FabricPlease.com**

Worldwide Flat Rate Shipping  
\$8-CAN / \$15-US  
\$35-INT

**Library News** Please note that the date of our annual inventory has been changed to **Thursday June 15 from 1pm to 4pm**. If you are able to help that afternoon, please sign up in the library. **All items out on loan are due at the guild meeting on May 17, 2017**. There will be no book sign outs in May but at the June guild meeting, you may sign out books to keep for the entire summer.

Thank you for your co-operation,  
Ruthanne and Judy.

# Waterloo County Quilters' Guild 2017 Quilt Exhibit

wcquiltersguild.on.ca



Quilters, clockwise from top left: Marg Notar, Natalie Dudycha, Betteanne Nichols, Betteanne Nichols, Jennifer Johnston.

**Forbes Family Hall at RIM Park  
Manulife Financial Sportsplex  
2001 University Avenue East  
Waterloo, Ontario**

**October 13 & 14, 2017  
Friday & Saturday 10:00am to 5:00pm**

**Admission \$8**

## WCQG QUILT EXHIBIT 2017

It is now time to submit your entry forms for the upcoming quilt exhibit. You can email your completed forms directly to Charlene Stevens [willow-sweb45@yahoo.ca](mailto:willow-sweb45@yahoo.ca) or print off a paper copy from the website <http://www.wcquiltersguild.on.ca/> under 'Quilt Exhibit' and hand it in at the May or June guild meetings. One entry form is needed per quilt. The deadline for submitting entry forms is June 21, 2017. For further information, please look on our website under 'Quilt Exhibit'.

Entered quilts will be photographed at the Creative Sisters Quilt Studio on August 21st and 22nd

(and the 23rd if necessary).

If you are planning to be away at that time, please

arrange to have

someone else bring in your quilts.

Thank you,

Bonnie and Ruthanne



## Guild Exhibit Magnets

Please give your completed magnets to **Elaine LaRonde** and see her for supplies to make more. If you are travelling this spring and would like to deliver some of our advertising magnets to the quilt shops you visit, please see Elaine for a supply and let her know the names of the stores to which you are delivering.

## Boutique Items for Our Quilt Exhibit

For every item donated to the boutique, you get a chance to win a \$50 gift certificate. Three small items entitle you to one entry, each large item entitles you to one entry. We are also accepting used quilt magazines, but there are no entry ballots for these.

Thanks, **Alin Chan**,  
Quilt Exhibit Boutique Co-ordinator

## Postcards and Small Posters

This year we will have small posters for bulletin boards and 20,000 postcards for members to hand out. Sounds like a lot of postcards, but we were able to distribute that many for the last show. With everyone's help, it will be an easy job. All our advertising proved very effective in drawing people to our wonderful display of quilts in 2015. People can leave postcards at their church, quilt stores, art stores and many restaurants and cafes. They will be available at the guild meetings, or they can call or email me for a bunch. - **Ilene Atkins**, Advertising Co-ordinator

### Waterloo County Quilters' Guild 2017 Quilt Exhibit

wcquiltersguild.on.ca



Quilters, clockwise from top left: Marg Notar, Natalie Dudycha, Betteanne Nichols, Betteanne Nichols, Jennifer Johnston.

Forbes Family Hall at RIM Park  
Manulife Financial Sportsplex  
2001 University Avenue East  
Waterloo, Ontario

October 13 & 14, 2017  
Friday & Saturday 10:00am to 5:00pm

Admission \$8

## Silent Auction Items Wanted

Please bring your silent auction items to our guild meetings. These items will be gathered into baskets and attractively displayed during the Quilt Exhibit in October. There is a table designated for these items at our guild meetings. **Darlene Yanke** will be pleased to accept these items while **Vikki MacDonald** is away.

## Small Quilt Draw

Our Small Quilt Draw needs your help! We need small quilts with a perimeter of between 30 to 60 inches (75 to 150 cm). Any type of quilting and design will be appreciated. Don't forget to include your name! Please hand them in at the membership desk to the attention of **Pat Lockyer**.

## Workshop: Creating Appliqués Using Inktense Pencils with Kathy Tidswell

**Date:** Friday, June 9, 2017, 9am - 4pm

**Place:** Mannheim Community Centre

**Cost:** \$35.00 payable to Waterloo County Quilters' Guild (WCQG), upon registration - See Elizabeth King at the next guild meeting or email [kingeliz@bell.net](mailto:kingeliz@bell.net) or phone 519-885-0393 to confirm attendance. Please bring your lunch.

Participants put their adult colouring skills to work and play with Inktense pencils to create flowers and leaves that will be cut out and used to create appliqués. This is a fun workshop in which participants will learn some of the tricks for colouring realistic images of their choice and then adding water to turn them into beautifully shaded fabrics. After the appliqués are created, they will be cut out and fused to a background to start a block. Students can use their teacher's pattern for the clematis or bring their own inspiration for flowers or leaves.



Ottawa Valley Quilters Guild  
 Quilting to Celebrate 150 Years of Canada



"Simple Gifts" by Carol McFee Best of Show 2015. Photo by Janice Henderson

Incredible Quilts, Vendors, Demonstrations, Challenges

RA Centre Curling Rink 2451 Riverside Drive, Ottawa, Ontario

Friday May 12 10am-5pm ~ Saturday May 13 10am-5pm ~ Sunday May 14 10am-4pm



**Festival of Quilts 2017**  
[www.ottawavalleyquiltersguild.org](http://www.ottawavalleyquiltersguild.org)



Thursday May 11<sup>th</sup> 9:00am - 6:00pm  
 Friday May 12<sup>th</sup> 9:00am - 6:00pm  
 Saturday May 13<sup>th</sup> 9:00am - 5:00pm  
**PRIZES BY THE DOZEN!**

**QUILTERS' LINE**  
 57 Main Street West  
 Markdale  
 519-986-2244  
[www.quiltersline.com](http://www.quiltersline.com)

**SEW JAX**  
 28 Mill Street, Suite 112  
 Orangeville  
 519-940-0001  
[www.sewjax.com](http://www.sewjax.com)

**THREADS THAT BIND**  
 408016 Highway 4,  
 Maxwell  
 519-922-1010  
[www.threadsthatbind.com](http://www.threadsthatbind.com)

**LILAC LANE QUILTS**  
 180 Parsons Road, Unit #27  
 Alliston  
 705-435-2746  
[www.lilaclanequilts.com](http://www.lilaclanequilts.com)

**COUNTRY CONCESSIONS**  
 1 Dufferin Street  
 Cookstown  
 705-458-4546  
[www.countryconcessions.com](http://www.countryconcessions.com)

**COBWEBS and CAVIAR**  
 147 Main Street  
 Shelburne  
 519-306-3000  
[www.cobwebsandcaviar.com](http://www.cobwebsandcaviar.com)

<http://www.gooseshophop.com/>

## CLASSIFIEDS



**FOR SALE: Huskystar 219 Sewing Machine** Free arm zigzag machine purchased new in 2003. In perfect condition, complete with User's Guild and attachments: quilter's guide, 1/4 inch foot, over-cast foot, zipper foot, blind hem foot, transparent buttonsewing/buttonhole foot and 30 bobbins. Asking \$350.00. Contact Helene Stevens at [helene.sewwhat@rocketmail.com](mailto:helene.sewwhat@rocketmail.com) or 519-886-4899.



**FOR SALE: Singer Serger.** 3 - 4 thread capability, free arm, differential feed, colour coded day in threading and built-in rolled hem. 24 stitch functions, self-threading lower looper. Used about 4 times, didn't like using it. Paid \$569.00, asking \$400.00. For more information call Brenda Cole 519-741-0102.

**FOR SALE: Sewing machine table** (not pictured) \$20.00 For more information call Brenda Cole 519-741-0102.

We are contributing over **70!**

Our goal is to make and donate 1,000 quilts for kids at Ronald McDonald Houses across Canada!

Please bring your Slab Quilts to the guild meetings in May. We'll show them there and collect them to show in the St Jacobs Schoolhouse Theatre Tea Room. After that, they'll be taken to Toronto for distribution, along with our extra 28 blocks and unquilted tops that go to the Big Quilt Bee at Quilt Canada.

Quilt Canada has asked that we stop making any more blocks - it seems they've reached their limit of what they'll be able to complete at the

**Big Quilt Bee. If you still have blocks or unquilted tops, please consider finishing them as a SMILE quilt.**

# GN The Grand National OH! CANADA 2017



The Braided Channels - St. Elias, Yukon: Maria Oswald, Whitehorse, Yukon, 2017

*Visit this colourful convergence of quilt art from across Canada  
that celebrates the very essence of the country we love.*

**Opening Reception – May 14, 1-4 p.m.**

*On exhibit May 7 to September 3*



Joseph  
Schneider  
Haus

Admission to the exhibition includes the Historic House  
Adults \$6 | Seniors \$5 | Family \$15

Joseph Schneider Haus National Historic Site  
466 Queen Street South, Kitchener ON, N2G 1W7  
519-742-7752 TTY: 519-575-4608

[www.grandnationalquiltshow.ca](http://www.grandnationalquiltshow.ca)



Region of Waterloo

**JANOME**

**There is still  
LOTS OF TIME  
to enter the  
Quilt Competition!  
Deadline July 1 2017**

Call Linda at 519 272 5887 to  
reserve your space in the show.

**Country Side  
Meets August 19-20 2017  
10-4pm Seaforth  
Coast Line Community Centre  
122 Duke St.**  
Sponsored by Northcott Fabrics



**100th INTERNATIONAL  
PLOWING MATCH & RURAL EXPO  
SEPT 13-23 • HALTON, ONTARIO**  
**Appraisal & Lecture  
by Judy Lyons**

# Volunteer!

**Join the 2017 Team!**  
Help celebrate Canada's 150<sup>th</sup> birthday  
June 14 to 17, The International Centre, Toronto

## Interested?

Contact our Volunteer Coordinators  
for more information:  
[quiltvolunteer17@gmail.com](mailto:quiltvolunteer17@gmail.com)



Check out their website for more details.

<http://www.plowingmatch.org/committees-2017-main/quilting-2017/quilt-competition>

# WORLD QUILT COMPETITION

WORLD QUILT NEW ENGLAND – 2017



The World Quilt Competition International Exhibits  
[www.quiltfest.com](http://www.quiltfest.com)

World Quilt New England: Manchester, New Hampshire  
The Premier of the 2017 World Quilt Competition XXI

Pennsylvania National Quilt Extravaganza: Oaks, Pennsylvania

Pacific International Quilt Festival: Santa Clara, California

World Quilt Florida: Orlando, Florida

**Canada**

The World Quilt Competition XX will be judged August 17-19, 2017 at World Quilt New England in Manchester, New Hampshire. I am pleased to continue as the Canadian Coordinator for the competition.

The deadline for contest entrants to postmark or email completed entries is May 15, 2017. My information is on the entry form on the website.

Please pass this information on to any interested quilters in your area. There are many talented quilters living in Canada and I would like to encourage more people to enter.

Thank you so much for your assistance,  
Debbie MacLeod

<http://www.quiltfest.com/>



## Call for Nominations

Your organization needs you!!

Each year some board position terms come to an end and it's time to get new ideas on the team. At this time the board is seeking nominations for three positions.

**Vice President** – The VP works with the President to learn the work of the organization. The VP is the liaison with the Regional Representatives and assists them in their duties. The VP coordinates the fund-raising activities such as the CQA/ACC Trend-Tex Challenge. The VP takes part in event planning, policy decisions and running the organization. The term is one year with the expectation that the VP will move into the Presidency in the second year. If you are outgoing, organized and a leader, this position may be for you.

**Social Media** – Social media is the way we communicate with quilters all over Canada and beyond, reaching thousands of quilters. The director generates, publishes and shares content on all CQA/ACC social media platforms. Communicating and coordinating with other directors about trends and possible new opportunities is part of the job. The term is two years.

Going to Quilt Canada...  
See you there!



2017  
CQA/ACC  
QUILT  
CANADA

[www.canadianquilter.com](http://www.canadianquilter.com)  
#quiltcanada

**Website** – This is a new position as CQA/ACC implements a new website in 2017. Duties will be to assist in setting up a new site, maintain the site with current data and do updates as needed. This is a two-year position.

Full job descriptions and nomination forms are available on the website <http://www.canadianquilter.com/members-area/volunteer-duties.php>

There might still be space in a class you want to take during Quilt Canada: check out CQA/ACC website:

<http://www.canadianquilter.com/events/quilt-canada-2017.php>



### Arthritis Society Bluebird Quilt

Beautifully quilted by Alin Chan and soon to bound, our stata blocks and appliqued bluebirds have come together to support those who suffer with arthritis.

If you have a story to tell, please email Kathy Bissett at [wcqg@wcquiltersguild.on.ca](mailto:wcqg@wcquiltersguild.on.ca) so it can travel along with the quilt. It will be raffled by the Arthritis Society.

# Jackie Syer Strip Piecing Workshop

April 8, 2017 at Mannheim



Mary Karen Gosselink



Sue Findlay

Jean Cloes



Christine McTavish



Marilyn Hollinger & Sandra Farrish

Ruth Hicks



# Program Outline 2016-2017

## May - Harebrained Happenings &

**Laura Sparks & Joanna Van Deursen from Victim Services**

**Slab quilts** due to be handed in at guild meetings

## June - Creating Appliqués Using Inktense Pencils with Kathy Tidswell - Friday, June 9 at Mannheim

**President's Challenge Quilts** due at guild meeting

**Annual General Meeting**, evening meeting only



## Quilting Months Ahead

Month	Day	Activity
May	6	Mini Retreat at Emmanuel United Church
May	10	Mannheim Sewing Circle
May	17	Regular guild meetings
May	23-26	St. Jacobs Quilt & Fibre Art Festival
May	26-27	New Hamburg Mennonite Relief Sale & Quilt Auction
June	9	Kathy Tidswell Creating Appliqués with Inktense Pencils Workshop
June	14	Mannheim Sewing Circle & Potluck Lunch
June	14-17	CQC/ACC Quilt Canada in Toronto
June	21	Guild Annual General Meeting, evening only
October	13-14	WCQG Quilt Exhibit at RIM Park

### Elected Officers of the Guild 2016-2017

**President:** Eileen Fennell

**Vice President:** Lilla Hall

**Treasurer:** Darlene Yanke

**Secretary:** Robin Bogaert

**Past President:** Kathy Langill

### Standing Committees

**Historian:** Ruth Hicks

**Librarians:** Ruthanne Snider (A)  
Judy Pearce (E)

**Membership:** Madeline Hughes (E)  
Pat Lockyer (E)  
Kitty Mitchell (E)  
Betty Anne Scott (A)

**Newsletter:** Marg Sandiford  
Pat Lockyer - Mailings

**Advertising Coordinator :** Marg Sandiford

**Program & Workshops:** Kathy Langill

**Quilt Exhibit:** Bonnie Murdoch, Co-chair  
& Ruthanne Snider, Co-chair

**Website:** Kathy Bissett

Our website: <http://www.wcquiltersguild.on.ca/>

Scraps of Wisdom - May 2017



Waterloo County Quilters' Guild