

# Scraps of Wisdom

Newsletter of the Waterloo County Quilters Guild

[www.wcquiltersguild.on.ca](http://www.wcquiltersguild.on.ca)

Volume 27, Issue 3

November 2011

## Program for November 16 2011

Since this is our last meeting for this year, we will enjoy a Christmas social time with treats and a few games of bingo with prizes. Remember the fun we had last year? If your last name starts with A-M please bring something to share. Punch will be provided.

We will also have a short presentation by Adam Eddy of Eddycrest Design and Build, located outside of Woodstock. He designs and makes sewing/quilting room furniture that suits YOU. Is one of his cutting or sewing tables on your Christmas wish list?

At this meeting we will be collecting for ROOF (Reaching Our Outdoor Friends). This agency helps and houses homeless youth in KW. Some needed items are: socks, underwear, toiletries, bus tickets. You may also donate any loose change. Go to [www.roof-agency.net](http://www.roof-agency.net) for a more complete list of items wanted.

Our vendor this month is *Country Patchworks* from Woodstock.

Last call for P.I.G.S.!

This is the last month to register your unfinished or unstarted quilting project - a Project In Grocery Sack. Registration is \$1.00 per project which goes into a piggy bank. When you show your completed project before the May meeting you'll receive a ballot giving you a chance to win all the money in the piggy bank.

### Pre-Meeting Sewing Time

We have booked our Albert McCormick room for sewing time on the morning of the November Guild meeting. From 9:00-12:00 you can come with your sewing machine to work on your own projects or bring some handwork. There will be a few ironing stations set up. At 12:00 we need to clear out completely so that the Guild committees can set up for the afternoon meeting. Please bring your own coffee/drink/snacks.

**Trudy Dey and Vikki MacDonald –Program Coordinators**

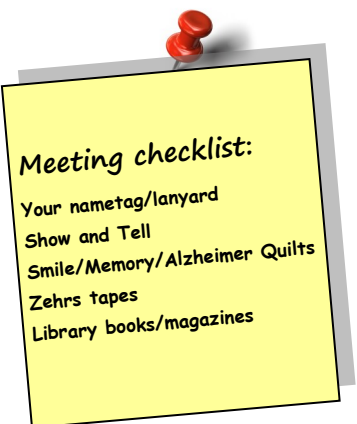
## Inside this issue:

	Page
Program	1
President's Message	2
Quilt Show	3
Show Photos	4,5,6
Memory Quilts	7
Mannheim	7
Library News	8
Block Exchange	8
Ocean Waves Inst.	8
Professional Page	9
Calls for Entry	9
Membership	9
Retreat/1812 Quilts	10
1812 Quilts	10
Victoria's Quilts	11
Ask an Expert	11
Block of the Month	11
Smile Bee Day	12
On the Calendar	13
Advertising	14

### Reminder of Meeting Times:

1:30—3:30 (doors open @ 12:45)

7:30—9:30 (doors open @ 6:45)



---

Bonnie Murdoch

## President's Message

This is the month that I consider to be the gray month. The colourful leaves have fallen and any leaves that are blowing around are dirty brown. The gardens and grass have been hit by the first frost and there isn't any snow to make the land clean. What can be the cure for this gray month but heading to our sewing room with as much colour as we want! We can think about starting our next show quilt or selecting material for a Smile Quilt ( Smile Bee day is in Nov.19<sup>th</sup>) or a Memory Quilt. For those lucky enough to get into Martha Schellingerhoud's workshop, we can start planning how to try out her unique joining techniques to enable quilting on our own machines. And then there are Christmas gifts.

Our newsletters are also a great place to see colour with Fabia's colourful pictorial inserts and well designed article placements. Thank you to another member who gives her time for the group.

It is getting a little harder for me to get my derriere out the door to go walking. I was reading an article from "the You Docs" in the newspaper under the heading of "Relieving Lower Back Pain". They wrote "Usually the pain is due to muscle pulls and swelling, which presses on nerves. Activity decreases inflammation and swelling as long as you don't overdo it. Swimming and gentle yoga often help but walking can ease low back pain in as little as seven days. Why? Moving, not resting, pumps fluid out of your muscles (fluid is what causes the swelling or edema) and keeps you from getting trapped in a downward spiral of inactivity, stiffness, pain and depression."

So I hope this bit of information is a bit of motivation when the back is achy. We will have to do some group brainstorming about walking in the winter weather.

I wish you productive quilting these last two months of this year.

**Bonnie**



Your Membership Handbook is a valuable tool. Please spend some time reading through the information pages. You will find meeting dates, membership rates, newsletter policies, website information, community outreach programs, workshop information, Mannheim information, the fabric bank, the library, our bylaws and standing rules. Do not hesitate to contact your executive if you have any questions or would like to volunteer.

---

## 2011 Show Winners

There were many very complimentary comments about the entire 2011 Quilt Show: from the excellent scones to the friendly vendors; but, viewers were especially pleased by the expert workmanship, artistry and interesting variety of the quilted works that were displayed.

Viewers chose **Jeannette Rettinger's "My Baltimore Album"** as **Best In Show**. She received The Canadian Quilters Association rosette. Jeannette is in the General Quilter category. *Patterns from Baltimore Beauties and Beyond by Elly Sienkiewicz and Little Brown Bird by Margaret Docherty.*

Four Honourable Mention rosettes were also awarded in this category:

**Linda Weinstein** for "**Chain of Acquisition**". *The pattern is called Chain of Events by Far Flung Quilts.*

**Bonnie Murdoch** for "**This Red Is Not A Batik Snob**". *The pattern, Sunset Garden from the book, Radiant Sunshine & Shadow by Helen Frost and Catherine Skow. Quilted by Barbara Pye.*

**Nancy Winn** for "**Robin Hood's Bay - A Time To Remember**";

**Vicki MacDonald** for "**My Bargello Heart**". *Workshop at The Hobby Horse Quilt Shop and quilted by Cheryl Czaplinski.*

In the Master Quilter category, **Judy Pearce** won first place with her skater in the quilt entitled "**Centred**". *Inspired by a photograph of skater Diane Szmielt taken for Skate Canada by Stephan Potopnyk (Enlightened Images Photography).*

Receiving Honourable Mentions were **Renske Helmuth** for "**Memories**"

and **Kathleen Bissett** for "**Seasons**" an original bargello-type quilt. *Quilted by Linda Weinstein of Creative Sisters Studio.*

There were twenty-one quilters who entered quilts in our show for the first time. **Natalie Dudycha's "Fall Jacket and Purse"** won the first place rosette in this category. *From the Cardigan Jacket Pattern called Favorite Things.*

Honourable Mentions were awarded to **Carol Ross Williamson** for "**Off The Beaten Track**" and **Doreen Janicek** for "**Wandering Patches**". *From a workshop at Reichard's taught by Ruth Kennedy and quilted by Ruth Kennedy.*

Congratulations to the creators of all of the above quilts that viewers chose as their favourites. Congratulations to all of you who entered such wonderful samples of your talents into our show to make it the success that it was.

**Pat Janowski**





# Show Winners 2011



Jeannette Rettinger



Vikki MacDonald



Judy Pearce



Nancy Winn




# Show Winners 2011



Renske Helmuth



Linda Weinstein



Kathleen Bissett



Natalie Dudycha



## Show Winners 2011



Doreen Janicek



Bonnie Murdoch

## Quilt Show Feedback - Judging

This was the first year that we offered the opportunity for you to have your quilt entries judged by an apprentice judge. We are hoping it was a positive experience, but would like to hear how you feel about this. To that end, there will be paper and a box near the membership table that you can put your suggestions/comments into during the November meetings. The box will again be present during the January meetings. If you have a chance prior to the meeting to formulate your comments, please just put them into the box at your leisure during the meeting.



Carol Ross Williamson



---

## MEMORY QUILTS

We will have kits for these small quilts available at our Guild's November 16 meeting ready for you to take home to sew. The kits have 25 squares, binding, batting and backing so all you need to supply is thread, your sewing skill and love.

If you wish to come early on that Wednesday morning and bring your sewing machine, Doreen and Janet would be most appreciative of your help in sewing a memory quilt.

We have discovered recently that flannel backing is not a requirement for these quilts - any suitable backing to co-ordinate with the top is acceptable.

**Coordinators Doreen Bone and Janet Thomson Smith**



## Mannheim Quilting Circle - November 9 & December 14

Please join us this year. We are an informal group who bring our projects and spend the day working together. There is lots of room for your sewing machine and tables are available to baste your project. We learn from each other and have a lot of laughs. Bring your lunch/snacks/beverage if you are staying for the day. Fast food is also a short drive away. You can spend the whole day or a few hours. We have fun theme days (remember stone soup?).

Looking forward to seeing new members. Directions in your handbook.

November: Christmas Book Bags for Sleeping Children Around the World - Jan Hember

Some quilting friends have suggested they would help me make some of the Christmas Book Bags that I sell to support Sleeping Children Around the World. If some of you would like to spend a little time at Mannheim this month cutting out or sewing the bags I would be grateful. The bags are made from Christmas scrap material. I do not purchase new material. The bags are tied with ribbon that is also scrap or donated. I will have some material and ribbon with me. If you have some material or 1/4 to 1/2 inch ribbon that you are ready to part with please bring it along. The bag when finished is about 15 x 10 inches give or take a little depending on how much material is available. I make wine bags as well that are about 15 x 6 inches finished. I will have samples available to show you how to make them. They are very easy and in half an hour we should be able to get enough done to begin selling them for Christmas.

December: Christmas Lunch Pot Luck. Bring your favourite dish and enjoy some time with friends.

**Fabia Joyce and Bernice Gammy**



## Volunteers Wanted to Library

Have you enjoyed finding a pattern in a library book from WQG? Do you check out books to get new inspiration for a quilting project? The library is an valuable resource for you to use. Consider volunteering an hour of your time to help check books in and out. If you can help just once through the year our library becomes a more valuable resource. If you can help in the evening library e-mail Louise Miller at [louisemiller@rogers.com](mailto:louisemiller@rogers.com)

## Correction: Last Month's Buzz Saw Block

The block starts correctly with cutting the two blocks at eight and three-eighths inches.

Mega apologies for this error.


## Buzz Saw Block Exchange


This is a reminder to bring your finished Buzz Saw blocks to the November meeting for our draw. Please note the corrected instructions above. We will be using a solid black background and fall colours (brick red, burnt orange, golden yellows etc). When you make your 2" cuts make sure the black background triangle is on the top left so all our blocks are compatible with each other.

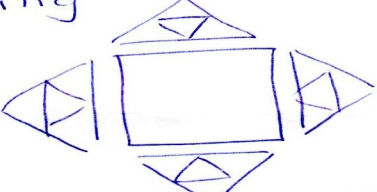
Thanks.

Judy Pearce and Doreen Bone

## Taking the Mystery out of "Ocean Waves"

For one block you need  
1 - 6½" <sup>background</sup> square and 12 - 4¼" various coloured squares  
Cut 4¼" squares diagonally twice = 48 triangles.  
Mix triangles up.  
Make twelve units and snip mouse ears.  ← These two seams are parallel.

Use eight of the 12 units to make 4 double units  
 Sew together.

Join remaining 4 <sup>single</sup> units to 6½" square  
 Voilà! a new square!

To the 4 sides of the new square add the 4 double units you have ~~at~~ already made.  
This big block is set on point in an Ocean Waves Quilt.



---

## New Professional Page on the Website

A new page is being added to the WCQG website. Members who provide a quilt-related service or operate a quilt-related business have an opportunity to be listed in the WCQG Professional Page(s). The listing will include the member's name, the name of the business and/or the type of service provided. It will include links to the contact information and website. If there is no website, a link to a document with information regarding the service/business can be established. The listing will not provide a full description of the business or information about specific events, specials, etc.

If you provide a quilt-related service or operate a quilt-related business and would like to be listed, please email the necessary information to the Guild's email address ([wcqg@wcquiltersguild.on.ca](mailto:wcqg@wcquiltersguild.on.ca)). Provide the contact information you would like included and your website address or a document describing quilt-related service/business.

Kathy Bissett

## Calls for Entry

- Joseph Schneider Haus "What's in a Name" - Entry Deadline April 20, 2012. Entry forms available at the Museum, 466 Queen St S Kitchener, ON N2G 1W7. Call 619-742-7752
- International Plowing Match - Entry Deadline June 1, 2012. Guild members Mary Wiedner & Nita Timm have entry forms. Website: [www.ipm2012.ca](http://www.ipm2012.ca)
- Ongoing Exhibits at the Greenwood Gallery (Guelph). Currently accepting submissions from individuals or groups for monthly exhibits. They seek to maintain a relationship with the tradition of quilting while exploring new avenues in textile art. Contact Christine Whitehouse 519-822-2790. email [contact@greenwoodquiltery.com](mailto:contact@greenwoodquiltery.com)
- McDougall Cottage Wee Quilt Challenge "Plaids at Play" Entry Deadline March 5, 2012  
McDougall Cottage, 89 Grand Ave S, Cambridge ON N1S 2L7 519-624-8250

## Membership Note

Our membership now stands at 217. It is hard to remember everyone and we would like to know who you are. We would like to encourage you to wear your Lanyards. This way we will get to know you by name rather than guess at your name or have you referred to as the lady with the dark blue sweater over there!!

As an added incentive we may have an additional draw for those who remember to wear them.

**Madeline Hughes and your membership committee.**

### Reaching Out to Guild Members

Do you know a Guild Member who is sick or has lost a loved one? The Guild sends out "Get Well/Sympathy" cards to members. Please send a note or call our vice-presidents Judy Pearce or Sally Gray who take care of this. Due to the Canadian Privacy Act, we cannot publish or announce names at Guild meetings. We rely on your information to reach out to our quilting friends.

## Canadian-Made War of 1812-Like Quilts

Sackets Harbor, NY - It's "a once-in-200-years" opportunity. The Seaway Trail Foundation is asking quilters and non-quilters, to make quilts with War of 1812-era colors and patterns for the Great Lakes Seaway Trail 2012 War of 1812 Bicentennial Quilt Show and Challenge event.

Organizers are reaching out to quilters, history enthusiasts and re-enactors, children and people of all ages from the U.S., Canada, United Kingdom, First Nations and internationally to enter and attend the commemorative event to be held March 17 - 18, 2012 at the Great Lakes Seaway Trail Discovery Center in the War of 1812 heritage community of Sackets Harbor, New York.

Guidelines for making "cot to coffin"-size (man-size 70 inches long x 30 inches wide) quilts using a variety of fabrics including cotton, linen, silk, wool and linsey-woolsey and patterns common to the 1812 period are online at <http://www.seawaytrail.com/quilting.html>. Entries must be committed to the show by January 15, 2012; quilts must be completed by March 3, 2012.

Quilt historian Barbara Brackman of Lawrence, Kansas, suggests that a quilt in medallion or strip format would be a good patchwork design for the historical era. Brackman says, "Patterns that were popular during the 1812 time were simple stars and basic nine-patch and four-patch variations. The War cut into fabric imports to America but well-to-do women already had stashes of imported French, English and Indian chintzes and calicoes in a variety of colors and loved to mix large-scale and small-scale prints. For those thinking of using fabric reflecting the domestic prints of the time, indigo blues, browns and a touch of pink would be among the best colors." Brackman has designed a reproduction collection of prints from the era for Moda Fabrics; the "Lately Arrived from London" collection should be available in quilt shops by the end of the summer of 2011.

## Guild Retreat

Our annual Brentwood on the Beach retreat is booked for March 15 - 18, 2012 at a cost of \$400. Please contact Megan Stauch at 519-748-1254 or at [megan.stauch@rogers.com](mailto:megan.stauch@rogers.com) for more details and to book your spot! A deposit of \$150 is due at the January Guild meeting with the balance due on March 1, 2012.



### Trudy's Quilting Service

Trudy Dey

Edge to Edge & Custom  
LongArm Machine Quilting  
Waterloo, ON.  
519-888-6278

Email: [trudy.dey@happydeys.ca](mailto:trudy.dey@happydeys.ca)



## Ye Olde Fabric Shoppe

Over 2000 bolts of exquisite designer quilting fabrics to browse.

Large variety of kits, books, patterns and notions.

Register online for our Friday Freebie Offers

327 Erie St., Stratford, ON, N5A 2N1 519-273-5773

[www.yeoldefabricshoppe.com](http://www.yeoldefabricshoppe.com) [yeoldefabricshoppe@rogers.com](mailto:yeoldefabricshoppe@rogers.com)



---

## Victoria's Quilts

After reading in last month's newsletter about Victoria Quilts project I went to talk with Shiela Goldsworthy to get more information.

They are in need of volunteers to make quilts (batting and backing supplied). The size of quilts requested is approximately 50 x 70 ( just the quilt tops - they have quilt kits to be made up). They meet once a month at Pix Martins Studio location in the Silos where work can be completed or begun. They would like to build up an inventory before making it known that these quilts are available to anyone who has someone that is recuperating from cancer. This would be a great way to use up scraps.

If you are interested in volunteering for this organization please let us know by contacting Victoria Quilts ([vqbecausewecare@gmail.com](mailto:vqbecausewecare@gmail.com)).

Judy Cumming

## Ask an Expert

*Dear Queen Quiltie, Should I pre-wash a quilt batting? Signed, Curious.*

Dear Curious,


Washing quilt batting can be disastrous as the weight of a wet bat rips and tears it terribly. If your batting has a high percentage of cotton and you are worried about shrinkage this is what you can do: mist it evenly with water spray and place it in a garbage bag overnight. Then in the morning you can fluff it in the dryer. Hope I stopped you in time! Q.Q.

*Dear Queen Quiltie, How do you straighten fabric before cutting and how can it be kept straight? Some stripes remain crooked. Signed Very Annoyed.*

Dear V.A.

Fabrics can be straightened with a lot of diagonal stretching. Striped fabrics are sometimes not printed exactly on the grain so you have to make a choice: either cut with the grain or ignore it and go with the stripe. Personally, for looks, I go with the stripe. As for keeping the fabric straight, pre-wash it and if necessary stretch it some more and press.

Hope that is helpful. Q.Q.



## Block of the Month-Square in a Square

November is the last month for the Block of the Month exchange. Be sure to bring in your completed blocks for all of the months if you have missed any.

For the evening group especially, there has been some confusion with the blocks. Please check your blocks. If you have duplicates please bring them in and we will try to exchange them for the correct ones.

Thanks

## Smile Bee Day Saturday November 19

The Bee will be held in memory of Bev Bechthold who started the Memory quilt program since she worked at the hospital and saw the need.

It will be Sat. Nov 19th from 9:30 -3:30 at the Mannheim Community centre. Directions to the Mannheim Community Centre are on the last page of your handbook or on our website (link is on the Community Outreach Page).

The Guild supplies flannelette backing and polyester batting as the hospital wishes.

Bring you lunch. Tea and coffee supplied.

One pattern is a suggestion is the Disappearing Nine Patch (since Bev told Rosemary about it). The sized suggested is cut 5.5 inches. The theme can be 1 animal print and 2 matching solids, dots or tone on tone. It can be scraps; any number and variety. Rosemary Plummer will have instructions available when you sign up. Sign up will be at the November 16 Guild meeting. If you miss this Bee Day we will be having another one in April, 2012. Contact Rosemary for more information (phone # in handbook).

**Wanted:** Someone to repair an antique quilt. Quilt is a Crazy Quilt and is over 100 years old.

Contact Anne Marie Webster 519-885-3457

### From the Newsletter Desk

Do you have an item of interest for the newsletter? You can share a story, sell something, find "lost" fabric, share your stash, find a quilting buddy or, carpool to a quilt show. Contact your newsletter editor Fabia Joyce email [fabia\\_steve@rogers.com](mailto:fabia_steve@rogers.com)

Please note that all submissions may be subject to editing for grammar, spelling and content.

*Fabrics & Quilts*



**Country Patchworks**

Woodstock, Ontario

Ph. (519) 537-8753  
515533 11th Line  
R.R.#3 Woodstock, ON  
N4S 7V7

[www.countrypatchworks.ca](http://www.countrypatchworks.ca)

...Worth the Drive to the country!



**A Stitch In Time  
Long Arm Quilting**

- ♦ Professional Quality - Pantos, Freehand, Edge-to-Edge and Custom Quilting
- ♦ Affordable Prices
- ♦ Fast Turnaround

Heather McDermott  
519-954-0243

[www.astitchintimemq.com](http://www.astitchintimemq.com)



## On the Calendar

Sept 10, 2011 - March 25, 2012	<b>Building Warmth: A Log Cabin Exhibit</b> Aboyne, Ontario Wellington County Museum (Fergus) Website: <a href="http://www.wcm.on.ca">www.wcm.on.ca</a>
May 18 - Nov 20, 2011	<b>Magic Squares: The Patterned Imagination of Muslim Africa in Contemporary Culture</b> - The Textile Museum of Canada. Also their permanent collection contains more than 12,000 artefacts and spans almost 2000 years and 200 world regions - fabrics, ceremonial cloths, garments, carpets & quilts. 55 Centre Ave. Toronto 416-599-5321 <a href="http://www.textilemuseum.ca">www.textilemuseum.ca</a> Open daily 11-5 Wed 11-8.
Oct 2 - Dec 11, 2011	<b>Naturessence</b> Cathy Breedyk-Law and Elaine Quehl, Mississippi Valley Textile Museum, 3 Rosamond St E, Almonte, ON KoA 1A0 <a href="http://mvtm.ca">mvtm.ca</a>
Nov 22, 2011 (Tuesday)	The 2012 Waterloo Region International Plowing Match is holding a <b>Girl's Nite Out</b> on Tuesday November 22nd, 2011 at the Breslau Community Center (100 Andover Drive) 6 pm - 9 pm, \$5 door charge. The Quilt Block Challenge submissions will be on display. There will be vendors and displays for personal care, jewelry, clothing, gardening, florists, cosmetics, toys, personal training, etc. Also, a wine tasting is planned as well as coffee, tea and small desserts. A fun nite out for Christmas Shopping and/or pampering yourself.
Nov 3 - 5, 2011	Local quilt stores <b>Shop Hop</b> , The Quilt Place-Shakespeare, Ye Old Fabric Shoppe-Stratford, Creative Sisters-Kitchener, Reichard's-St Jacobs. Visit each of the participating stores to collect the various fabric pieces and have your passport stamped. At the last store you will collect your final part of the puzzle and your exclusively designed pattern. A donation to the local food bank would be appreciated.
Nov 11 - 13, 2011	<b>A Celebration of Quilts XI - Art for Body and Soul</b> at Japanese Canadian Cultural Center, Toronto by York Heritage Quilters Guild. Contact: <a href="http://www.yhqq.org">www.yhqq.org</a>
Nov 15 - 16, 2011	York Heritage Quilters Guild has space in their Vikki Pignatelli workshop. Please contact Kiyomi Sakamoto at <a href="mailto:workshops@yhqq.org">workshops@yhqq.org</a> <a href="http://www.vikipignatelli.com">Vikki Pignatelli (www.vikipignatelli.com)</a>
May 24 - June 2, 2012	<b>Quilt Canada "Seams Like Home"</b> Halifax, Nova Scotia <a href="http://quiltcanada2012.ca">http://quiltcanada2012.ca</a>
May 18, 19, 20, 2012	3 Workshops with <a href="http://www.hollisart.com">Hollis Chatelain</a> , Quilt Line as the Third Design Aspect, Painting Images with Dyes, Quilt Line as the Third Design Aspect <a href="http://www.hollisart.com">www.hollisart.com</a> Workshops to be held at Marilyn's Quilt Studio at 4 Venus Cres., Heidelberg, ON. Cost is \$130/workshop and includes lunch. Contact Marilyn Farquhar for more info: 519-699-0255 or <a href="mailto:marilyn@providentmanagement.ca">marilyn@providentmanagement.ca</a>

## Websites for Events in Canada and the USA

Canadian Quilters' Association web [www.canadianquilter.com](http://www.canadianquilter.com)


American Quilter's Society web [www.americanquilter.com](http://www.americanquilter.com)



Monday to Friday, 10-5; Saturday 9-4  
519-584-2130  
321 Lancaster St. W.  
Kitchener, ON N2H 4V4  
creativesisters@bellnet.ca  
www.creativesisters.ca

**Batiks**  
**Coordinates**  
**Custom Machine Quilting**  
**Wide Backings**  
**Oriental**

**Full Moon Frenzy**  
Join us every full moon for 25% off all regular price fabrics &  
15% off all other regular price items.  
Extended hours on weekday frenzies.



**REICHARD'S**  
THE QUILTER'S STORE

4 Hachborn St,  
St Jacobs.  
519 664 3307  
Mon-Sat. 9.30-5pm  
Open Sunday 12-5 starting April  
Show your guild card for a 10% discount



**CELEBRATING 25 YEARS**

**THE PLACE to purchase  
ALL your quilting supplies  
Batiks, Asian, Thirties,  
Black & White, Classes,  
100's of Books & More**

**3991 Perth Rd 107, Shakespeare**  
(1 block south of the lights)  
A short 30 Min. from K-W  
**519-625-8435**

heather@thequiltplace.ca  
www.thequiltplace.ca

Mon. to Sat. 10-5:30  
Sun. 12 - 5:00 Apr to Dec



**www.flarefabrics.ca**

Marlene Starkman  
marlene@flarefabrics.ca  
1-888-97-FLARE (973-5273)

**Free shipping  
in Canada!**