

Scraps of Wisdom

Newsletter of the Waterloo County Quilters Guild

November 2013
Volume 30 Issue 3

Program for November 20, 2013

Social Sew Along 1:00pm - 5:00pm

Since we have already paid to have the Community Room at Albert McCormick for the day, we will hold a Sew Along in the afternoon. Members are welcome to bring their sewing machines and projects or hand work for an afternoon with fellow members. Some optional activities will be offered. A dinner of homemade soup and a roll will be offered for \$5.00 for those who sign up. Contact Judy Pearce or Audrey Vrooman to sign up.

Evening Meeting Only 7:00pm (half hour earlier than usual)

- Annual holiday social/potluck with treats provided by those with last names beginning with A - L.
- Laura Dick, a friend of Judy Pearce, will be with us to show a family heirloom quilt dating from 1845. She has recently acquired this quilt and will share briefly how she has been researching and documenting this rare and fascinating piece.
- Members' studio tour - presentation of members' sewing spaces, organized by Audrey
- ROOF Collection - items such as socks and underwear, warm gloves/mitts, warm sweaters, toiletries (new and unused), bus tickets, etc are needed. See www.roof-agency.net for a more complete wishlist.
- Zehrs tapes - the final collection will happen at this meeting.

There will be no ornament exchange as indicated in the handbook.

Raffle Quilt Winner

On Sunday, September 29, 2013 the draw for our raffle quilt, "Selvaging Together", was held at The Gallery in The Mill at St. Jacobs. The winner was Marg Cybulski of Kitchener. The proceeds of the raffle went to "Parents For Community Living" (www.pclkw.org). This charity provides enhanced quality of life for individuals who have developmental disabilities by providing services and respite facilities for them as well as their families.

Photo: Winner of raffle quilt Marg Cybulski of Kitchener.



Quilt Show Winners

The winners of the Viewers Choice awards from our 2013 quilt show can be viewed on the Quilt Show page of our guild's website (www.wcquilters.on.ca).

Meeting Checklist

- nametag/lanyard
- show and tell quilts
- total perimeter of your show & tell quilts for Oct and Nov (see "Walk to Brock" article)
- library books/magazines
- smile & memory quilts
- Zehrs tapes (last time)
- fabric strips if in the exchange

Presidents' Message

Hello Quilting Friends -

The quilts have been shown, the ribbons for Viewers' Choice presented and all our wonderful volunteers have had a chance to catch their breath and get back to their quilting. I, too have had the time to reflect on our show and some of the information that came out of it.

For example, did you know that only 56 members (or less than one quarter of our membership) entered quilts in the show? I admit to being surprised to learn that. We see so many beautiful quilts at Show and Tell each month, from the whole gamut of our membership, so what happens when it's showtime? Some people have said that members are shy about putting their work in a show with members who are master or competitive quilters. They fear their work will not compare well. But our show is not a competition – it is an exhibit!

Quilts are not there for comparison but for inspiration. Each quilt was hung with care and made to look its very best, regardless of the quilt maker's perceived skill. And each one was special – both to the quilt maker and to the viewers who were privileged to visit our show. Our visitors were awed.

As quilt makers, we have no way to gauge what will inspire others. Neither should that be a concern when we choose our projects or when we show them to others. In fact, my favourite quilt at this year's show was not actually in it! I was privileged to meet Vanessa, age 10 who is the great niece of one of our members. Her grandmother had scraps of flannelette from making pyjamas for her grandchildren which Vanessa arranged in a very pleasing pattern for her first quilt. She had machine quilted a grid across the quilt and was just hand tacking the binding to the back. What an inspiration! Her quilt was well designed and will be well loved .


Vanessa smiled the whole time she was explaining how much she enjoyed making the quilt. By sharing her joy of quilting, Vanessa was sharing a part of herself with me. That's what makes each quilt unique and valuable – the pieces of themselves that quilt makers show through their work. So, it really doesn't matter whether you are a master quilter or a beginner, you will never know how your quilts and their stories will inspire others if you don't share them.

Until we meet again!

Audrey Vrooman

October Workshop

Photos from the "Beyond Basic Fusible Applique" workshop that was taught by Jen Houlden, our October speaker. Beautiful flowers made with a bargello technique!



OWLS

(Our Wonderful Leftover Stuff)

Registration is now completed for this year's incentive program. There are 47 projects registered in the afternoon and 15 in the evening!! Three projects have been completed by Nancy Troyak! WAY TO GO, Nancy!!!!

Please stop by the program table so we can document your completed projects and enter your name in the prize draw.

BONUS

This is a totally separate draw. Show something with an OWL on it and have your name automatically entered in a draw. You could be using some of the popular OWL fabric available in the shops or quilting with an owl motif. Come and sign your name on an OWL after show and tell!!!

Program Committee

November Strip Exchange



The afternoon strip exchange will be running. The evening has been cancelled as there were not enough participants. The strip exchange has twenty four members signed up so I'm going to divide this into two groups of twelve.

Everyone will bring twelve dark blue strips, 2 1/2 x 40-44" and a Ziploc bag with your own name on it. When you arrive check the table with Strip Exchange signage. I will set up the table so you will know exactly how and where to distribute your strips. I will be there to help.

Paula McDermott

2013/14 Presidents' Challenge - Playing with Colour

This year's challenge provides a fun way to play with some new colour combinations. To participate, here's all you have to do:

- randomly draw a packaging label from our selection
- use a minimum of 3 colours from the label in your quilt OR make a quilt in a theme based on the label e.g if the label is from a package of marshmallows, you could do a quilt about camping (e.g. s'mores)
- your completed quilt may have a perimeter no larger than 72 inches in total, but it can be any shape you wish
- the quilt and original label must be brought to the June 2014 meeting to be eligible for a participation draw.

THERE WILL BE NO JUDGING OF THE QUILTS.

Look for the sign up table and samples at the November meeting.



Simply Canadian.
Simply Online.

*Batiks &
Fabrics with Flare*

info@flarefabrics.ca
1-888-973-5273
www.flarefabrics.ca



Fabrics & Quilts

Country Patchworks
Woodstock, Ontario

Ph. (519) 537-8753
515533 11th Line
R.R.#3 Woodstock, ON
N4S 7V7

www.countrypatchworks.ca

...Worth the Drive to the country!

Mannheim Quilting Circle

Wednesday November 13, 9am - 4pm

next: Wednesday December 11, 9am - 4pm, Christmas potluck lunch (not Dec 12 as printed in the handbook)

We will be playing "musical fabric". If you wish to participate bring 1 metre of Christmas fabric - 100% cotton, prewashed. You will go home with a surprise. Bring a project, lunch/beverages, etc. Fast food is a short drive away. Directions to Mannheim are in your handbook or on the guild website under Community Outreach.

Bernice Gammy and Fabia Joyce

Upcoming January Workshop

Plan now to avoid the January Blahs!

The Convergence Quilt by Rosemary Terpstra

Saturday, January 25, 2014 at the Mannheim Community Centre, 9am to 4pm

Cost to be announced in November when you come to sign up

This is a technique class taught by our speaker from last May. See the sample at the program table.

Requirements: .75m of 4 fabrics (2 lights/meds and 2 darks), .5m for contrasting border and binding, .25m for a narrow border

Contact Judy Siegner for further information or to register.

NOTE: According to our Members' Handbook, registrations for workshops are NONREFUNDABLE, so please, check your calendars carefully before signing up.

Judy Siegner

Guild Retreat

The annual guild retreat is planned for March 13 to 16, 2014 at Brentwood on the Beach.

The cost is \$370 for Thursday to Sunday or \$295 for Friday to Sunday. This includes breakfast/brunch on Friday, Saturday and Sunday and dinner on Friday and Saturday. Thursday evening will be a pot luck supper. A \$150 deposit by January 15, 2014 will be required to reserve your spot. The balance is due on March 1, 2014. This is a wonderful time to meet new friends and enjoy uninterrupted quilting time! Please consider joining in the fun!

If you are interested, please contact Megan Stauch (contact info is in the blue handbook).



Presidents' Day

Audrey and Judy have another Presidents' Day in the works. Please save the date: Saturday February 22, 2014. Details to follow!!!

Carol Taylor Lecture and Workshops

Marilyn Farquhar and I have been having fun planning a special event for our guild, with quilt artist Carol Taylor. Carol has created over 500 quilts since she began quilting in 1993. We are looking forward to having you join us on Friday, May 2, 2014 at 7:00 pm to hear Carol's lecture, "Sew Many Quilts, So Little Time", and at one or both of Carol's workshops. Carol's workshops have been described as "fun, motivational and non-threatening." Carol will be teaching "Sensuous Lines and Curves" on Saturday, May 3, 2014 from 9:00 am to 4:00 pm and "Arc-I-Textures" on Sunday, May 4, 2014 from 9:00 am to 4:00 pm. Check out Carol's website: www.caroltaylorquilts.com or go to the Calendar page of our website, www.wcquiltersguild.on.ca, to view the listing of the three events and click to view the flyer.

Please get your tickets for the lecture and register for the workshops at the afternoon or evening guild meetings.

Marsha Clarke

Library News

Thanks to the many guild members who have volunteered to help in the library this year. Things are off to a smooth start. New books have been purchased already this fall. Come and check them out. Here are the latest titles:

60 Pieced Quilt Borders by Judy Laquidara
101 Fabulous Small Quilts by That Patchwork Place
Angles With Ease by Heather Mulder Peterson (this book includes a Triangler tool)
Beading Artistry for Quilts by Thom Atkins
Best-Ever Applique Sampler by B. Goldsmith and Jenkins
Big Book of Baby Quilts by That Patchwork Place
Blue and the Gray by M. Etherington and Tesene
Cheerful Charm Quilts by Martingale & Co.
Circle Pizzazz by Judy Sisneros
Making Quilts With Kathy Doughty of Material Obsession
Midnight Quilts: 11 Sparkling Projects to Light Up the Night by L. Nevaril
Modern Holiday: Deck the Halls With 18 Sewing Projects by Amanda Murphy
Patchwork Palette: No-fail Color Plans for Captivating Quilts by D. L. Thomas
Scrap Quilts fit for a Queen: Or a King, Twin or Lap! by Sally Schneider
Scraptherapy Scraps Plus One! by Joan Ford
Skinny Quilts and Table Runners II edited by Eleanor Levie
'Tis the Autumn Season by J. Large and S. Wicks
Zen-sational Stitches for Quilting by S. McNeill

Ruthanne and Brenda

CQA/ACC Guild Challenge: Walk to Brock

The CQA/ACC has introduced a new guild challenge, similar to the How Far Can You Stitch one they did with the Inches Across Canada. This one is called Walk to Brock. They plan “to stitch from Mile Zero in Victoria to Brock University in St. Catharines, the home of Quilt Canada 2014” with a bit of a detour to Inuvik NT along the way.

The total of the perimeters of all the quilts in our quilt show was sent on for the September count. We missed October, so this month we plan to send on both our October and November totals. If you showed quilts at the October meetings please calculate the total of their perimeters, add them to your November total, and write it down on a piece of paper with your name.

Bonnie and Kathy with the help of Madeline will be prepared to collect them. We will continue to have prizes for the members with the highest total each month.

Bonnie Murdoch & Kathy Bissett

Scrap Bank

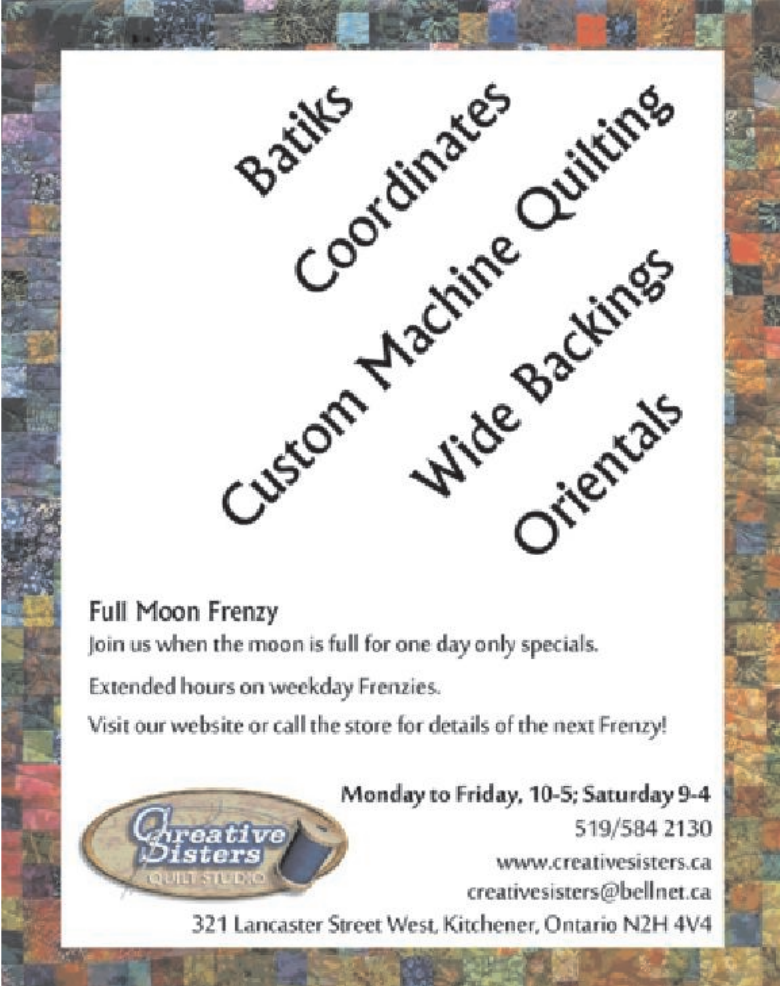
Thank you for all the donations this month. Fabric was flying as we gathered around to see what was new! Amid all the chaos there is some organization. The large blue bin is for prints, the other 3 are for flannel & fleece, solids and miscellaneous (including crazy quilt fabrics, etc). A basket is there for patters, magazines, etc. Before the meeting, you can sort scraps yourself or I can do it for you. Coming in November there will be new strips and eye spy scraps. Who knows what else you will find?

Kathy Langill

Alzheimer's Touch Quilts

Thank you so much to those of you who have handed in such beautiful Touch Quilts for the Alzheimer patients. I have heard such wonderful compliments about the quilts that we donate. I would like to encourage or should I say challenge you to take a kit and make one as perhaps your New Year's Resolution. The kits will be available at all meetings. You do not have to use one of the kits if you have fabric of your own with different textures that would be suitable.


Bernice Gammy



Batiks
Coordinates
Custom Machine Quilting
Wide Backings
Oriental

Full Moon Frenzy
Join us when the moon is full for one day only specials.
Extended hours on weekday Frenzies.
Visit our website or call the store for details of the next Frenzy!

Monday to Friday, 10-5; Saturday 9-4
519/584 2130
www.creativesisters.ca
creativesisters@bellnet.ca
321 Lancaster Street West, Kitchener, Ontario N2H 4V4



Opportunity to Join a Block Exchange

Some members have noticed bags of blocks being exchanged on a table during our meetings. These are from a group of members that have joined together to learn piecing techniques, colour recognition, and the importance of exact measuring and sewing. There have been a number of groups over the years that have formed and some are still going behind the scenes where friendships and a quilting community have developed. Some groups have grown too large or shrunk and reformed with others. Some have taken a time off for a number of reasons. Some have enjoyed the exchange and some have not. If you are in for perfection, group exchange might not be your thing. Think unique instead of flawed and you will have fun. I have learned more about colour, exactness of quarter inch seams, proper pressing, creativity and how much potlucks make good bonding of friends. It was far easier to make one tenth of the quilt top and have a variety of materials that would take time and expense to achieve this look if I had done it myself.

If some members would like to start another block exchange (this is different than the strip exchange that you had an opportunity to join last month), I would be glad to help the formation of a group(s) that would start in the new year. You would need to get in touch with Bonnie Murdoch (see our handbook for email or phone number) if you would be interested. I would share with you some tips for a successful exchange and help you set the group up.

Bonnie Murdoch

Zehrs “SAVE-A-TAPE” Program

It is with regret that I have to inform the Guild Membership that effective December 31, 2013, Zehrs announced that they have DISCONTINUED their “ZEHR'S SAVE-A-TAPE PLAN”. This was their grant giving \$1.00 for every \$450 of tape totals that we have added up and sent in to Zehrs for the past many years. We received this grant for our Outreach Programs. All good things come to an end and we are very grateful for the money that Zehrs has given us over the years.

Lynne Fisher started collecting, adding and submitting the tapes around 1998 and I took over in 2008. Our submissions averaged \$500 per year and that is approximately \$8,000 we have received over the years from Zehrs. We are waiting for a cheque of \$600 from Zehrs for the tapes I took in in September.

A big THANK YOU for everyone that have saved their tapes - they did go to a good cause.

Joan Doke



OMAS SISKONA Textile Art Exhibit and Auction

Omas Siskona of Kitchener-Waterloo is part of a nation-wide group of grandmothers who educate, advocate and fundraise in support of African grandmothers, many of whom are raising a generation of children orphaned by the AIDS pandemic.

They are sponsoring a textile art exhibit and auction which opens at the City of Waterloo Museum on May 21, 2014 and are looking for 40 donations of art work expressing hope, celebration and inspiration for African grandmothers. The entry deadline is March 1, 2014. Following the exhibit, the works will be auctioned at a Gala and the proceeds donated to the Stephen Lewis Grandmothers to Grandmothers Campaign.

If you are interested in this wonderful opportunity to make a difference in the lives of children and would enjoy the exposure your art work would receive in an exhibit such as this, there is still lots of time to participate. Full details can be found in the following places:

- There is a link on the Guild web site under "On The Calendar"
- www.omas-siskonakw.org
- A sample entry form is on our Bulletin Board at Guild meetings

Wanted

I have a young friend who just started sewing and is looking for an Emerald Husqvarna E118. If anyone has one they would like to sell, please contact me. Thanks.

Merlin McRae

Organizing Your Scraps

Tip #1: Cut small squares to use up odd sized scraps (i.e. 1 1/2", 2", 2 1/2", etc). Stack by size in small, labelled boxes.

Tip #2: Do the same as tip #1 with strips by width. Strips can be sewn end to end a la jelly roll style quilts.

Kathy Langill

From the editor

All members are welcome to submit articles for publication. The deadline for the next newsletter is Dec 19.

Trudy Dey



De Olde Fabric Shoppe
Over 2000 bolts of exquisite designer quilting fabrics to browse.
Large variety of kits, books, patterns and notions.
Register online for our Friday Freebie Offers
327 Erie St., Stratford, ON, N5A 2N1 519-273-5773
www.yeoldefabricshoppe.com yeoldefabricshoppe@rogers.com