

# Scraps of Wisdom

## President's Message : "Motivation Within Our Guild"

As guild members, we are presented with many opportunities to maintain or increase our motivation for quilting. Even though we are self-motivated, sometimes we need a little boost (or a big push) and we don't always know from where it will come or from whom. We benefit through inspiration from each other and continue quilting. Specifically, our guild can provide necessary motivation by:

1. Show and Tell
  2. Our amazing, abundant library with books, magazines, tools and videos
  3. Workshops that enable us to learn new techniques from new instructors
  4. Our upcoming Quilt Exhibit which will be very motivating as we complete the items to be viewed and meet new people by volunteering
  5. Mini retreats and days at Mannheim, allowing time to interact and observe
  6. Various challenge, such as our UFO's, Library Challenge and President's Challenge
  7. The outreach programs we support, allowing us to create for others
- We owe it to ourselves to utilize all available experiences that continue to provide motivation.

- Eileen Fennell, President

Hmmmm... Now I have justification for not always accomplishing a lot at Mannheim or at mini-retreats. I'm getting motivated from interacting with everyone!

## An Important Reminder

We have been reminded once again by the Albert McCormick custodial staff that our room rental does not start until 12:30pm. Early arrival by guild members interferes with the job of setting up the room. Please delay your arrival until 12:45 unless you are specifically helping in preparations for the meeting.

Thank you!



The Waterloo County Quilters' Guild provides an opportunity for quilters to learn in a supportive, sharing, social environment. We encourage you to get the most out of your membership by becoming more deeply involved in the guild.

### Inside this issue

November Program.....	2
Mannheim.....	2
Classified.....	2
oneRoof.....	3
Mini Retreat Day.....	4
UFO's.....	4
Using Up Scraps with Vikki .....	5
The Arthritis Society.....	6
Memory Quilts.....	6
Quilt Exhibit 2017.....	7
President's Challenge.....	7
The Continuing Trials .....	8
Library News.....	9
The Grand National 2017 Invitation..	10
Program 2017-2018.....	11
Jackie Syer Workshop.....	12
Library Thing Website.....	12
Glacier Star Retreat.....	13
Al Cote.....	14
Monkeys from A to Z.....	15
DIY Festival at KPL.....	16
Early Call for Artists.....	17
Program & Your Executive.....	18
Quilting Months Ahead.....	18

# November Program

## HOLIDAY SOCIAL & CRAFTERNOON/EVENING

Please join us on Wednesday, November 16 to jump start the holidays! If your last name starts with L to P, please bring savory finger food and if your last name starts with R to Z, please bring sweet treats. This will be a utensil-free feast, so please plan your food accordingly. Those with last names from A to K will be responsible for setup and cleanup. There will, of course, be a time for show and tell. ALSO, if members could please bring a basic sewing kit with paper and fabric scissors, maybe some fabric scraps and trim, Kathy Langill is planning a CRAFTERNOON/EVENING to make something for the boutique, or an item you can keep for yourself while we socialize. We will be making ornaments or pin cushions.

## CLASSIFIED

**FOR SALE:** Sewing/task chair. Gently used with mesh back. Seat raises and lowers. Asking \$20.  
Cathy Potvin 519-894-0980

### Cutting Table FOR SALE

purchased at Jo-Ann's  
16" x 36" closed  
60" x 36" extended  
like-new condition  
\$25.00

Helene Stevens 519.886.4899  
helene.sewwhat@rocketmail.com



### Mannheim Quilting and Sewing Circle

Our next Mannheim quilting and sewing circle will be Wednesday, November 9th. All guild members are welcome, so why not join us from 9am to 4 pm, as we chat and sew? Bring your sewing machine, the project of your choice, and a packed lunch—we will supply tea/coffee and friendship. A \$4 donation helps cover the cost of the room rental. Find directions to Mannheim in your membership handbook or our guild website. Call Megan or Tamara with any questions. Hope to sew with you then!

## De Olde Fabric Shoppe



Over 2000 bolts of exquisite designer quilting fabrics to browse.

Large variety of kits, books, patterns and notions.

Register online for our Friday Freebie Offers

327 Erie St., Stratford, ON, N5A 2N1 519-273-5773  
www.yeoldefabricshoppe.com yeoldefabricshoppe@rogers.com

"Keeping You In Stitches"

SERVICE TO  
ALL MAKES

INDUSTRIAL  
& DOMESTIC



PROFESSIONAL  
SCISSOR & KNIFE  
SHARPENING

SEWING MACHINE  
DOCTOR

HAVE TOOLS  
WILL TRAVEL

Stefan Deskur

www.prosewingmachinedoctor.com

Tel - (519)837-1322

Fax - (519)837-5796

Email - stef@sewdoc.ca

**Sew Easy**  
D.I.Y. Quilting and Sewing

Grier Rennie  
31 Greenbough Court  
Kitchener, ON N2N 1L8

226.647.3107  
seweasystudio@gmail.com  
*"Helping you to do it yourself"*

**D.I.Y. Sew Easy is a private home studio offering:**

- Individual and small group instruction in Quilting, Sewing and Longarm Quilting
- In-studio Longarm APQS machine rental program
- Flexible Scheduling to fit your lifestyle
- Loyalty and beginner discounts



**Reminders:**

---



---

**Sewing Machine Shop**  
made to create **BERNINA**  
*Your One Stop Sewing Shop*

- Sewing Workshops
- Embroidery designs & Supplies
- 100% Cotton Quilt Fabrics and sew much more

Service to all makes  
Vernon & Minerva Knorr  
**519-323-2693**



**John M. Hall**  
*The House Of Quality Linens*  
IRISH LINENS LACE TABLE CLOTHS

Irish Linens ♦ Quilts ♦ Comforters ♦ Sheets  
Blankets ♦ Kitchen, Bath & Beach Towels  
Pillows ♦ Tablecloths ♦ Napkins  
Runners ♦ Doilies  
Large Selection of Cotton Fabrics

OPEN EVERY DAY

43 Grand River St. N., Downtown Paris 442-4242

**DON'T FORGET TO SIGN IN AT THE MEMBERSHIP DESK AND GET YOUR DOOR PRIZE DRAW TICKET!** It is important for fire regulations that we know how many people we have in the community centre, especially during the afternoon meetings.



oneROOF Youth Services assist youth (12-25) who are homeless or at risk of homelessness in Waterloo Region. We will continue collecting unused items and/or cash donations at the **November** guild meetings. Hygiene items, socks, gift cards to Sobey's, Zehrs, Walmart, Tim Horton's, bus tickets, sunscreen, deodorant, lip balm, hair elastics, brushes, combs, razors, along with other items listed on their website, [oneroof.org](http://oneroof.org) are needed.



## WCQG Mini Retreat Day - Saturday November 26, 2016

Enjoy a day of sewing, quilting and socializing!

Location: Waterloo North Mennonite Church, 100 Benjamin Road, Waterloo, York (across from the St. Jacobs Outlet Mall)

Cost: \$35/person, non-refundable, full payment must be received upon registration.

Registration: Trudy Dey will be taking registration and payment at the October and November guild meetings—before the afternoon and evening meetings. Space is limited to 28 retreaters.

Details: Bring your own sewing/quilting projects on which to work. Irons and ironing stations will be set up. Lunch and dinner will be provided by Judy Pearce.

**REGISTRATION FOR THIS RETREAT IS FULL**

## UFO's

The fun exchange of UFO's that you are no longer interested in doing or you no longer like, has ended. BUT... if you had planned to bring one in for the November guild meeting, send me an email at [doreen.bone@sympatico.ca](mailto:doreen.bone@sympatico.ca) and I'll arrange to pick it up. Those who brought in a UFO to exchange last month will get a different UFO at our November meeting. It will be gift wrapped for Christmas and if you've been really good this year, there may be a little something extra in the gift package.

November is also the last month to register a UFO which hopefully will be completed for our June meeting.

- Doreen Bone

If you know of a guild member who has become ill, please let our secretary, Robin Bogaert know so she can send a get well card from all of us.

....don't forget  
to vote  
**TRUMP VS.  
CLINTON?**

NO....*something more  
important*

Our Viewer's Choice  
Challenge taking  
place during our  
Shop Hop.

See you then!

## PASSPORT



## QUILT SHOPS

present

## FALL 2016 Shop Hop

NOVEMBER 3, 4 & 5



*Creative Sisters Quilt Studio*  
321 Lancaster St. W.  
Kitchener, ON N2H 4V4  
519-584-2130


[www.creativesisters.ca](http://www.creativesisters.ca)

Did you know guild members may advertise for **FREE** in our classified section?

One ad per issue per guild member—the content must be quilt related.

## Using Up Scraps #7 with Vikki MacDonald


### Graph Paper Quilt



On a piece of graph paper frame out the size of quilt you wish to make. Let one square on the graph paper equal 2", which will be the finished size of the squares in the quilt. You will cut them at 2½". On your graph paper fill in the shapes with squares and rectangles, e.g. 4 x 4, 3 x 9, 2 x 6, 1 x 7, etc., leaving only 2" or 4" between shapes.



### Uneven Strip Quilt



- Determine the width of the quilt you wish to make.
- Use 2.5" wide strips of various lengths.
- Cut two 2.5" squares off to reserve for the side borders.
- To construct one strip first measure it and then add background colour strips of equal or unequal length to each end, remembering that you will be adding the 2½" squares on each end.
- Construct enough strips in this manner until you have enough for the length of your quilt.
- Enjoy arranging them.

Tip, remember to alternate the sewing direction as you sew the strips together.



## Highlights from the Executive Meeting

The executive discussed the following: a potential brochure to advertise the guild, a successful quilt exhibit first meeting, the timing of members entry to the building for guild meeting at 12:45pm and some minor corrections to meeting notes. - Robin Bogaert



Thank you to all of you who are already participating in the Bluebird Quilt for the Arthritis Society. If you have completed your blocks, they can be handed in at the November meetings to Judy Pearce or Marg Sandiford. The remaining blocks will also be collected at the January meetings. If you would like to appliqué one or more of the bluebirds, they will be available at the November meetings.

As mentioned in the October article, the hope is that quilters who take part in this project will share their own stories regarding arthritis, which will travel around the province the finished quilt. The stories will help to connect arthritis sufferers, and inspire others to learn about life with arthritis.

Please email your stories to [wcqg@wcquiltersguild.on.ca](mailto:wcqg@wcquiltersguild.on.ca)

## Memory Quilts

In October, I delivered fourteen quilts to the hospital. At their request, the quilts were mostly appropriate for boys or completely white, as this is their highest need. Thanks to your dedication to this cause, we have quite a few quilts in stock. If, however, you wish to make quilts, it is suggested that they be made of fabric that could be used for either boys or girls. They are also in need of more completely white quilts.

At the moment, I am the only person working on this committee and I have been attending both meetings in order to pick up the incoming quilts. Usually I attend the afternoon meeting. If there is a member who would be willing to pick up quilts in the evening, please let me know. Alternatively, if you have quilts that are completed and you attend the evening meetings, please email me and I will be happy to come to the meeting to pick up your quilt. Thank you for your continued support of this outreach project.

- Pamela Clarkson, Memory Quilt Committee



# WCQG QUILT EXHIBIT 2017

We are looking for all kinds of quilts to be shown at our Quilt Exhibit on October 13-14, 2017. Just about any quilt project will fit into one of these categories:

- **Small wall quilt** - maximum perimeter 180 inches (no minimum)
- **Large wall quilt** - perimeter greater than 180 inches
- **Modern quilt**
- **Bed or lap quilt**
- **Other items** - i.e., quilted jacket, quilted carrying bag
- **Group quilt**
- **Small draw quilt** - these small quilts are used as draw prizes and will not be returned to you
- **President's Challenge quilt**

You may submit a maximum of six entries into the quilt exhibit in addition to the President's Challenge. Please look at the WCQG website under [Quilt Exhibit](#) to see the [revised instructions](#) when making a [quilt sleeve](#).

## PRESIDENT'S CHALLENGE

For this year's **President's Challenge**, Eileen has chosen the theme of **a song title** or **a line from a song**.

The size of the finished quilt should be 12 1/2" by 12 1/2" (the size of a record album!)

You may interpret the song title or line as you wish. Be creative. Will we be able to identify your song?

Your entry must have a sleeve and a label with your name, the name of the quilt, and the category (2017 President's Challenge.)

The challenge quilts must be finished and shown at the June 2017 guild meeting. All other quilt entries must be completed and ready to be photographed in the summer of 2017. Exact dates are yet to be determined.

We will also be looking for a variety of sewn or quilted items to sell at our **Boutique** during the exhibit.

Happy quilting and thanks!

Bonnie and Ruthanne

## The Continuing Trials of Kathy and Eileen:

It was our first day of filming. We drove to the St. George base camp (aka corn field) with trailers for makeup and putting on costumes. A man greeted us with, "Who are you?" "The quilters" we said. People seem to know us as 'the quilters'. We were shuttled to the film site, a goat farmhouse with much of the inside gutted and wallpapered. We were to be there for 11am, but they didn't end up needing us until 3pm.

The excitement began. There was our quilt...on a table... in the pillowcase we'd made for it...IN A PLASTIC BAG...IN THE SUN. We ran over and pulled out the quilt, luckily it was only slightly damp. We sat nearby as they brought over the quilt, then laid it on a table. The director grabbed his walkie talkie, "We need lint rollers! Every one we have!" Geez, I only have two cats. I had tried to get it out but my lint remover just lined up the fibres and cat hairs into neat little rows. The batting had been a bit too small so we had to whip stitch more on and then sew the border and binding. (If you remember my last writing, we had to redo the border when the powers that be changed their minds, thus the lint).

The actress (Sarah Gaden) wanted the quilt spread out around her and on her lap. They wanted her to insert three triangles into the centre. "No," we said, "how about doing a feather-stitch around the triangles?" They went on a break so I took a little walk to the food trailer. Upon returning, I found Eileen trying to remember how to do a feather stitch. I was trying to remember, too. We managed a sad buttonhole stitch instead and it worked. (Feather stitching will come later.)

When filming a period feature, the look is dingy, so they used some type of dirt stick to "age" the three triangles. I removed some stitches from the snake head so Sarah could pretend to be appliqueing it. They dragged the quilt over walnut shells, in high grass, and yelled to hurry and sew the head back on so they could hang the quilt on the line...the dirty line...with rusty pegs. After many different shots were taken, the "quilt technicians" called it a wrap. Next up... the acting debut of my hands.  
*Kathy Langill*



### Thank you!

On behalf of the members of the IPM 2016 Quilt Committee, I want to express my sincere gratitude to each of you who contributed in so many ways to the success and wonderful memories of "A Fresh Taste of Quilting" quilt show, the display at the IPM Quilt Tent and the "Thirty Shades of Green" fundraising raffle. *Thank you!*

We couldn't have done it without you!



- \* Submitting a raffle quilt block
- \* Donating prizes
- \* Donating fabric
- \* Helping with set-up
- \* Entering quilts
- \* Helping with take-down
- \* Typing & printing quilt stories
- \* Making tote bags
- \* Supplying extra porta-potties
- \* Sharing decorations, IPM benches & greenery
- \* Assisting judges
- \* Providing lunches & refreshments
- \* Managing the outdoor signs
- \* Promoting the show
- \* Judging the blocks and quilts
- \* Taking & sharing photos
- \* Hosting show visitors
- \* Bringing a friend to the show
- \* Buying or selling raffle tickets
- \* Assembling the tent floor
- \* Supplying tent ventilation
- \* Attending volunteer orientation
- \* Arranging for rosettes
- \* Meeting our printing needs
- \* Assisting with raffle administration
- \* Hosting the Tea Room

\* \* \* Moral support of every kind! \* \* \*




Warmest regards; *Renske Helmuth and the IPM 2016 Quilt Committee*

*Please share our sincere thanks with anyone we may not have reached by email.*





**BE SURE AND CHECK OUT THE LATEST ARRIVALS IN OUR LIBRARY!**



Be sure to enter our **Library Quilt Challenge**. Complete a quilt from one of our library books on or before June 2017, bring it to show and tell, and you may be the winner of a fabulous prize. Make sure you register your name on our 2017 Library Quilt Challenge list.— Judy and Ruthanne





*Detail of Indian Splendour by Donna Funnell (GN 2015 - Connections)*

## **The Grand National Quilt Show 2017**

### ***Oh! Canada***

Joseph Schneider Haus Historic Site  
466 Queen Street South  
Kitchener, ON, N2G 1W7

#### **2017 Dates to Remember**

Entry Submission Deadline: February 24, 2017  
Accepted Entry Received at Joseph Schneider Haus by March 31, 2017

Exhibition Opens: May 7, 2017  
Opening Reception: Sunday, May 14, 2017  
Show Conclusion: September 3, 2017

The Invitation to Enter is available at  
[www.grandnationalquiltshow.ca](http://www.grandnationalquiltshow.ca)



**Handi Quilter®**  
Designed by a Quilter, for Quilters.®

Ontario Handi Quilter  
Retailer of  
the Year

**JANOME**

Janome  
Platinum  
Award  
Dealer




**SEWING, QUILTING, EMBROIDERY  
& LONG ARM QUILTING MACHINES  
SALES and SERVICE**

*Sew & Save  
Centre*

149 Downie Street, Stratford, ON  
**519-271-9660**  
www.sewandsavecentre.com

Authorized Dealer for  
Handi Quilter, Janome  
& baby lock

We service ALL  
makes and models  
We have been in  
business since 1969

**Handi Quilter®**  
Designed by a Quilter, for Quilters.®

**JANOME**

**baby lock**

**Preparing for the 2017 - 2018 Guild Program**

Potential speakers for next year's guild meetings need to be contacted now. If you are willing and have access to email, please let Kathy Langill know so members can send their speaker ideas to one person who will co-ordinate contacting potential speakers.

**Some guild members are sensitive to scents. Please refrain from wearing perfume to guild meetings.**

*Fabrics & Quilts*



Woodstock, Ontario

Ph. (519) 537-8753  
515533 11th Line  
R.R.#3 Woodstock, ON  
N4S 7V7

www.countrypatchworks.ca

...Worth the Drive to the country!



**FABRIC Please!**  
the CANADIAN online fabric store!

**BLACK Friday**  
sale


Friday, Nov. 25  
**30% off Yardage**  
Sat. & Sun  
**20% off Yardage**  
[FabricPlease.com](http://FabricPlease.com)  
use code **BLACK16**

For those in the Waterloo area, come see the Fabric Please! trailer at the St. Jacob's Farmer's Market (outdoor venue) every Saturday in November (weather permitting) Look for the trailer full of gorgeous fabric!



## April 8th Workshop with Jackie Syer - Strip Piecing

Kathy Langill will be starting to take names of those interested in Jackie's workshop. Money and more names will be collected in January. Here are some of Jackie's strip pieced quilts.



*Cherished  
pieces™*



*For Quilters & Sewists*

**Monthly Specials – Weekly Features**

**Classes – Upscale Retreats**

**Tues. – Fri 10-4, Wed till 6, Sat 9-3**

**133 Broadway Street, Tillsonburg, On**

**519.842.2658**

**[www.CherishedPieces.com](http://www.CherishedPieces.com)**

## WCQG Library Website

Wondering if we have a specific book in the guild library? You can check any time by visiting:

[www.librarything.com.catalog/wcqq](http://www.librarything.com/catalog/wcqq)

The books are all listed in alphabetical order by title. You can look page by page OR search titles or authors within our collection by typing in the search box on the same line as the words Your Library. Do not use the "Search Site" box. Don't see the book you are looking for? Remember we are always happy to have your suggestions for new purchases.

Thanks,

Ruthanne and Judy

## GLACIER STAR RETREAT

February 20-23, 2017

Elm Hurst Inn & Spa, Ingersoll ON



Please join Sherida Giddings and Gwyn E. Campbell, both Quiltworx Certified Instructors with Judy Niemeyer, for an amazing Retreat in which you will learn all the techniques and tips for making a gorgeous Glacier Star Quilt.

The retreat package includes:

- 4 days / 3 nights at the fabulous Elm Hurst Inn & Spa
- Meals include 3 Breakfasts, 4 Buffet Lunches and 3 Dinners
- Daily workshop instruction, including demos
- Monitored sewing in the evenings
- Tuesday evening Trunk Show

Retreat price:

\$560 double occupancy;

\$740 single occupancy

\$470 triple occupancy

Glacier Star Patterns (only available through Quiltworx Certified instructors or Quiltworx Certified Shops) may be purchased from the Instructors. We will provide you with a detailed supply list, Regular (60" x 60") or Queen (90" x 90") fabric requirements, and advance prep work; so that you can come to the Retreat ready to start sewing and have loads of fun!

Special retreat price for the pattern: \$85 (Regular) or \$115 (Queen)

Skill level: Open to all levels of quilters; basic comfort with rotary cutter needed

A minimum number of participants is needed to confirm this retreat. To ensure this number, we need to receive your payment by December 10, 2016.

Payment in full, including the pattern if you purchase from us, is due at time of booking. No refunds will be available after you book. (Of course, if we don't reach the minimum, no patterns will be purchased & a full refund will be promptly made.)

For further information or to register, please contact Sherida at [sherida\\_giddings@yahoo.ca](mailto:sherida_giddings@yahoo.ca) or Gwyn at [gecquilts@gmail.com](mailto:gecquilts@gmail.com)

We look forward to sharing our love of paper piecing with you!

You can find us under Certified Instructors at: [www.quiltworx.com](http://www.quiltworx.com)



## Coming in to our January Guild Meetings... Al Cote

Albert was born in Niagara Falls, Ontario. He graduated from Brock University with a BA in Visual Arts and a Bachelor of Education. While pursuing a very successful visual arts career, he also owned and operated a successful hair salon for 36 years. After his wife, Debbie retired from teaching, they opened a quilt store in Niagara Falls. Albert soon got “hooked” on fabric and combined his visual arts with his quilting arts. Al soon retired to quilt full time. Al’s very creative and innovative classes soon saw him travelling all across Ontario and the United States, giving trunk shows and workshops. In 2012 he was honoured to participate in “Culture Canada” and his very large piece which was created with fellow artists Irma Bull and Suzi Dwor, hangs in the Regional Offices of St. Catharines, Ontario. He has many commissioned pieces throughout the area, including seven pieces at Hospice Niagara. - copied from [www.imaginationtextile.com](http://www.imaginationtextile.com)



Scraps of Wisdom - November 2016

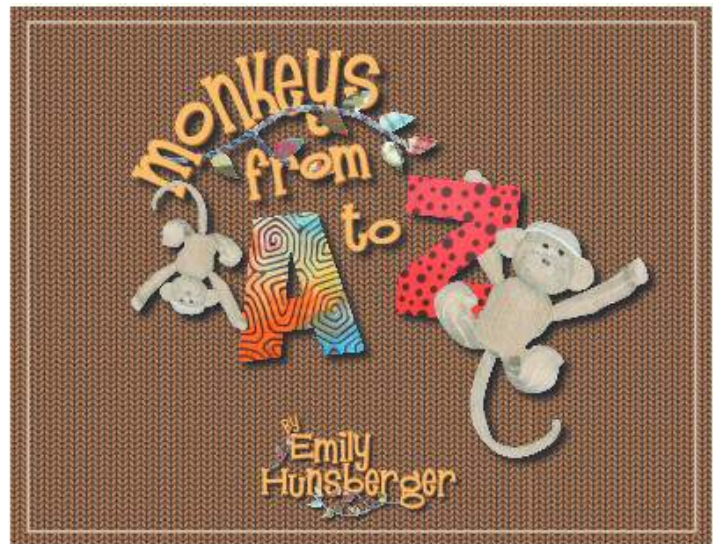
Waterloo County Quilters' Guild



## They're Back!

Once again, sock monkeys have ganged up to support a fundraising project of the Grandmothers to Grandmothers campaign, part of the Stephen Lewis Foundation (SLF). Groups of women across Canada are helping those in African countries who are raising their grandchildren and coping with the AIDS pandemic.

Monkeys from A to Z has full-colour pages of improbable monkey "occupations", from an Adventurous Astronaut to a Zany Zookeeper.




There are bonus pages of things to search for, and instructions for making sock monkeys, all for a mere \$20.00! The entire proceeds of the book sales go to the SLF.

I usually attend the afternoon guild meetings and will bring books, or other arrangements can be made.

Thank you for your support!

Emily Hunsberger  
[ejhunsberger@sympatico.ca](mailto:ejhunsberger@sympatico.ca)  
 519-884-5711







Elizabeth King, Helene Doerfler and Marg Sandiford at the DIY Festival at the Kitchener Public Library on Saturday, October 22 demonstrating machine piecing and handquilting to several interested participants.

**Fabric, Quilting Supplies,  
Ready & Custom Made Quilts**

3991 Perth Rd. 107, Box 223, Shakespeare, ON N0B 2P0

**THE QUILT PLACE**

**HEATHER STOCK**  
519-625-8435  
e-mail: heather@thequiltplace.ca

**Gammill Longarm Quilting Machines Longarm Supplies**  
**Brother Sewing Machines Sewing Furniture**

40 King Street East | Millbrook, Ontario LOA1G0 | Phone: 705-201-5262  
www.kawarthaquiltingsystems.com

**Gammill**  
**brother**  
at your side

**Trudy's Quilting Service**

Trudy Dey  
Longarm Quilter

519-888-6278  
trudy.dey@happydeys.ca



# EARLY CALL FOR ARTISTS

## HIDDEN VALLEY REVEALED



Hidden Valley, an incredibly biodiverse area of Kitchener will be highlighted in an upcoming juried art show at the **Homer Watson Gallery in September, 2017.**

This early notice is being posted so that anyone interested in submitting an original, current piece of art will have an opportunity to take photos, paint and get inspiration from Hidden Valley throughout the four seasons.

Whether it be the amazing vistas, the wonderful wildflowers or the diversity of wildlife, every aspect of Hidden Valley represents a jewel worth preserving, and we hope this juried art show will help to garner public support for its protection in perpetuity.

Further details are posted on the **Homer Watson Gallery** website at:

<http://www.homerwatson.on.ca/juried-group-submission-forms/>

For more information, contact Jane at 519-578-6836,

Deb at 519-746-5287, or Anne at 519-747-4049

Anyone interested in learning more about Hidden Valley can go to [www.hiddenvalleyorg/Home](http://www.hiddenvalleyorg/Home). This site is constantly being updated and not all links work at this time.



# Program Outline 2016-2017

**November** - Social gathering, CRAFTERNOON/EVENING

**December** - no guild meetings, Happy Holidays!

**January** - Al Cote

**February** - Carol Ross Williamson

**March** - Robin Bogaert

**April** - Sharon Fisher  
& strip piecing workshop with Jackie Syer (April 8th)

**May** - Mini Workshops

**June** - Annual General Meeting, evening meeting only



## Elected Officers of the Guild 2016-2017

**President:** Eileen Fennell  
**Vice President:** Lilla Hall  
**Treasurer:** Darlene Yanke  
**Secretary:** Robin Bogaert  
**Past President:** Kathy Langill

## Standing Committees

**Historian:** Ruth Hicks  
**Librarians:** Ruthanne Snider (A)  
 Judy Pearce (E)  
**Membership:** Madeline Hughes (E)  
 Pat Lockyer (E)  
 Kitty Mitchell (E)  
 Betty Anne Scott (A)  
 Bettie Schuurman  
**Newsletter:** Marg Sandiford  
 Pat Lockyer - Mailings

**Advertising Coordinator :** Marg Sandiford

**Program & Workshops:** Kathy Langill

**Quilt Exhibit:** Bonnie Murdoch, Co-chair  
 & Ruthanne Snider, Co-chair

**Website:** Kathy Bissett



## Quilting Months Ahead

Month	Day	Activity
November	9	Mannheim Quilting and Sewing Circle
November	12	Smile Quilt Bee Day at Mannheim
November	16	Guild meetings - Social gathering, CRAFTERNOON/EVENING & UFO swap
November	25	January Newsletter Deadline
November	26	Mini Retreat
December	14	Mannheim Quilting and Sewing Circle

Our website: <http://www.wcquiltersguild.on.ca/>

Scraps of Wisdom - November 2016



Waterloo County Quilters' Guild